



# Salt River District

# Petroglyphs

## September 2012



### District Happenings

*Flyers and further details may also be available on the District Web Site*

## **SALT RIVER DISTRICT -- FALL CAMPOREE** **Sept 21-23, 2012 AT CAMP GERONIMO**

### *100<sup>th</sup> Anniversary of the State of Arizona*

Our District Fall Camporee will celebrate AZ being a State – 100 yrs. ago. Do you know what Arizona is known for? It's called the 5 "Cs".

Cotton, Climate, Cattle, Copper and Citrus

Dress the part at this year's camporee – You have lots of choices – you can come as a Copper miner (Copper), or a Cowboy (Cattle). They are both part of our theme this year. Be proud of our State – come and celebrate a great 100 years. Rename you patrol to a name with a brand from an AZ cattle ranch – or pick a copper mine name.

Cost - \$6.00 per scout or adult  
Scouts and Webelos invited  
Lunch is provided on Saturday

Awards for top 3 Troops or Packs – 350 points possible  
50 Points for Early Registration –by Sept Roundtable  
100 Points for Campsite Inspection – go with the theme  
100 Points - Uniform Inspection including 10 for kerchief  
50 Points for attendance at Cracker-barrel 9 PM - SM & SPL  
50 Tour Permit posted at camp site

Each of the 7 Activity events will also award 1<sup>st</sup>, 2<sup>nd</sup> and 3<sup>rd</sup> place recognition and prizes to best three patrols.

Lunch on Saturday will be provided –

On-Line registration available through District website

Each Scout and Adult will receive Camporee Patch

See you there.

# **SALT RIVER DISTRICT -- FALL CAMPOREE**

## **Sept 21-23, 2012 AT CAMP GERONIMO**

### **Agenda**

#### **Friday Sept 21, 2012**

Registration – 3:00 PM – 9:00 PM

Arrive and set up Camp – Eat dinner at your campsite

Cracker-barrel at Dinning Hall - 9 PM to 10 PM (SM and SPL)

Lights out 10:30 PM

#### **Saturday Sept 22, 2012**

Wake up - 6:00 AM

Breakfast - get camp site ready for inspection

Uniform Inspection - 7:30 AM by Flag Pole by dining hall

Flag Ceremony right after uniform inspection.

Go back to Camp to get ready for classes

#### **Saturday Morning Activities**

**30 Minute Activities** offered 6 times as follows – No tickets needed. Patrol chooses which activities to go to and in what order. If you go to Gold Panning you will only have time to go to 4 activities below.

Period 1: 8:00 to 8:30

Period 4: 10:00 to 10:30

Period 2: 8:40 to 9:10

Period 5: 10:40 to 11:10

Period 3: 9:20 to 9:50

Period 6: 10:20 to 10:50

Careful walking the Plank, you will get wet! – by the Lake

Cotton ball shooters – Webelos required activity – Scoutcraft

Copper Miners Fire and Cooking - near Scoutcraft (cooking MB area)

Current event debaters - Inside Dinning Hall - Staff area

Citrus (water balloon) launcher - Open area by flagpole

Crazy Wild West Show - Quick Draw Contest – First Aid Bldg.

# **SALT RIVER DISTRICT -- FALL CAMPOREE**

## **Sept 21-23, 2012 AT CAMP GERONIMO**

**Copper and Gold Panning** – 70 Minute Activity (need ticket) – need a 5 gallon plastic bucket and at least one shovel for each patrol – you may get your feet wet going into the stream – if your patrol has gold pans please put your name on them and bring. Get Ticket when you check in on Friday night – adults do not need tickets.

Class 1: 8:00 to 9:10 Where stream meets road near Scoutcraft.

Class 2: 9:20 to 10:30

Class 3: 10:40 to 11:50

**Lunch** Noon to 1:00 PM – provided in the dining hall –

**Award Ceremony** 1:30 PM to 2:00 PM

Awards for top 5 Troops or Packs – 350 points possible

50 Points for Early Registration –by Sept Roundtable

100 Points for Campsite Inspection – go with the theme

100 Points - Uniform Inspection including 10 for kerchief

50 Points for attendance at Cracker-barrel 9 PM - SM & SPL

50 Tour Permit posted at camp site

### **Early check Out Procedures**

Those troops that will be checking out after Award Ceremony – please arrange a camp site inspection from staff before the awards ceremony (Right after lunch). We ask that you officially check out so we know you are leaving and so we can give you your camporee patches. Each scout and adult will receive a custom – Fall Camporee 2012 patch.

**Saturday afternoon activities** – 2 PM to 5 PM we will discuss what Sat Afternoon activities will be available during the Cracker Barrel Friday Night.

This is also a great time to get to know Camp Geronimo – will have instructions for the Toten to Toten hike during check in Friday night.

# **SALT RIVER DISTRICT -- FALL CAMPOREE**

## **Sept 21-23, 2012 AT CAMP GERONIMO**

**Dinner Saturday** 5:00 PM to 7:00 PM – each troop on your own

**Campfire** 7:30 PM to 8:30 PM - turn in skit on Friday at check in  
Lights out 10:30 PM

### **Sunday – September 23, 2012**

Wake up – Breakfast – Pack everything up – arrange for a camp site inspection so you get your custom 2012 Camporee patch. Also we appreciate if you fill out an evaluation form. Mark your calendar for the same weekend next year - 2013 Fall Camporee –at Geronimo.

### **Sunday Camp Check out Procedures.**

This year the camp requires that each troop must have a formal check out procedure. When you are ready to check out please contact one of the staff and request a check out time. We will come with you to inspect your campsite to be sure that all platforms have been put back in SM cabin or in a protected area , that fires are completely out (you must be able to put your bare hand into the fire as far as possible) and that there is no damage or trash. Toilet and Ramada areas must be clean. Upon checking out of camp we will give you your Camporee patches. No trace – please leave our campsites better than what we found.

### **Fire Restrictions**

We will keep everyone posted as to fire restrictions. It may not be possible to have a campfire in your camp if fire restrictions are in place. If fire restrictions are not in place we must be careful with campfires. Fires that are not attended must be completely out. Fires can only be built in designated campfire places.

# **SALT RIVER DISTRICT -- FALL CAMPOREE**

## **Sept 21-23, 2012 AT CAMP GERONIMO**

### **Weather - Toilets - Water**

Expect the weather to be warm - Should go down at night but during the day may be in the 80s or higher. Always prepare for rain. There will be flushing modern toilets in most campsites. Please bring your own toilet paper and garbage bags. There will be dumpsters to put trash in. All trash put in dumpsters must first be put in a plastic bag. Water will be available at all campsites. There are no tents, each unit should bring their own tents.

### **First Aid - Safety**

Please report any injuries to medical staff at Dining Hall. Each unit should bring a first aid kit and plenty of water for scouts to have during Saturday. Suggest that leaders provide cold water bottles to their scouts on Saturday. Encourage scouts to drink water often. Please be sure that no rocks are thrown and that your scouts act safely in all they do. Please have scouts follow the buddy system. Let's do our best to make this an accident free Camporee.

### **Preparation for Events**

Please bring a shovel and bucket for gold panning. Events will be competitive with prizes given out to the three best patrols/packs at the award ceremony. Each event will require the patrol to give their patrol name and yell. Points will be awarded not only for best time or score but also for conduct, working together and organization.

### **Uniform Inspection**

As in prior years - SPL will be expected to perform the uniform inspection for their troop - this will be done on the attached uniform inspection form – at 7:30 AM on Saturday morning. Additional forms are available during registration. The SPL will inspect each scout's uniform just before the flag ceremony, complete the form, and stand first in line with the completed form. An inspector will come by either before or just after the flag ceremony and review and collect the forms. This year ten points (out of 100) will be given for either a matching scarf, arm band or hat

# **SALT RIVER DISTRICT -- FALL CAMPOREE**

## **Sept 21-23, 2012 AT CAMP GERONIMO**

### **Campfire Skits**

Campfire Saturday Night 7:30 to 8:30 - turn in skits on registration form.

### **Campsite Inspections**

Camp Sites – 10 extra points for going with the theme – when you prepare your menu, use theme names for the food with a “C” and be sure to post your menus. Consider Renaming your camp site to a theme name – a famous copper mine or cattle brand. Be sure to post the name so we can see it. Post an Arizona Flag – you could make your camp look like a cattle camp, miner camp, citrus farm or cotton farm. Be creative – have fun.

Be sure to post your unit number somewhere and if you are sharing a campsite be sure inspectors know where each unit is.

### **Vehicles**

After you check in at the Dining hall upon entering camp, only one equipment vehicle will be allowed to transport camp equipment to camp site. Scouts are expected to walk. All vehicles must be removed to parking lot before or Council said they will be subject to a \$50 fine. We want to be sure we follow all Camp rules and ask that you pay particular attention to this rule – thanks for understanding. All vehicles must be out of Camp by Cracker-barrel (9 PM), unless special permission has been obtained with a special pass for a medical concern. Equipment trailers can stay at campsite so long as two vehicles are in parking lot.

### **If you would like to Help**

We need troops and adults to help run events, help with lunch, registration, uniform inspection, camp site inspection and many other items. Please contact Dan Bang or Roy Hollis or let us know on your registration form. Thanks so much for making this a great camporee.

## Evaluation Questionnaire

This questionnaire was developed to help improve your next Camporee. Please discuss this with the members of your unit, and turn it in when you check out. Any ideas or suggestions are welcome.

Please grade us on a 100 point scale ... just like summer camp ... we use this stuff ... please participate

	<b>Points</b>	<b>Comments</b>
Camporee Packet		
Basic instructions at Roundtables		
Instructions given at competition		
Camp		
Registration Process		
Cracker barrel		
Flag Ceremonies		
Events		
Campfire		
Awards Ceremony		
Camporee (overall)		

What events were best-liked?

---

What events were least-liked?

---

(optional) Name \_\_\_\_\_ Unit \_\_\_\_\_

I would like to help plan next year's Camporee. My phone number is \_\_\_\_\_.

Thanks! See you next year!

# ATTENDANCE ROSTER

Please turn this in at Registration

Unit Number \_\_\_\_\_ Troop or Pack \_\_\_\_\_ Leader Name \_\_\_\_\_

Other Leader Names \_\_\_\_\_

Total Adults \_\_\_\_\_ Scouts \_\_\_\_\_ Webelos \_\_\_\_\_ Grand Total \_\_\_\_\_

Youth Leaders \_\_\_\_\_

Patrol Name \_\_\_\_\_ Patrol Name \_\_\_\_\_

1. P.L. \_\_\_\_\_ 1..P.L. \_\_\_\_\_

2. A.P.L. \_\_\_\_\_ 2. A.P.L. \_\_\_\_\_

3. \_\_\_\_\_ 3. \_\_\_\_\_

4. \_\_\_\_\_ 4. \_\_\_\_\_

5. \_\_\_\_\_ 5. \_\_\_\_\_

6. \_\_\_\_\_ 6. \_\_\_\_\_

7. \_\_\_\_\_ 7. \_\_\_\_\_

Patrol Name \_\_\_\_\_ Patrol Name \_\_\_\_\_

1. P.L. \_\_\_\_\_ 1. P.L. \_\_\_\_\_

2. A.P.L. \_\_\_\_\_ 2. A.P.L. \_\_\_\_\_

3. \_\_\_\_\_ 3. \_\_\_\_\_

4. \_\_\_\_\_ 4. \_\_\_\_\_

5. \_\_\_\_\_ 5. \_\_\_\_\_

6. \_\_\_\_\_ 6. \_\_\_\_\_

7. \_\_\_\_\_ 7. \_\_\_\_\_

## Duty Roster and Menu

**Be sure to post in your camp for camp inspection**

TROOP: \_\_\_\_\_ Patrol: \_\_\_\_\_

<b>M E N U</b>	<u>Friday Dinner</u>	<u>Sat Breakfast</u>	<u>Sat Dinner</u>	<u>Sun Breakfast</u>
<b>DUTY ROSTER</b>				
HEAD COOK				
ASST COOK				
FIREMAN				
WATERMAN				
CHIEF CLEANUP				
ASST CLEANUP				
ASST CLEANUP				
CAMPSITE CLEANUP				

**CAMPSITE INSPECTION CHECKLIST**

Troop # \_\_\_\_\_

Campsite # \_\_\_\_\_

Each item is worth 10 points each.

Points	Inspection Items	Comments
	Tents are arranged by Patrol. All tents are zipped closed, personal gear stowed <u>or</u> inside the tent. ALL GUY LINES ARE MARKED WITH SAFETY RIBBON.	
	Patrol Duty Rosters posted and Patrol Menus posted. (5 pts each)	
	Troop gear is stowed neatly.	
	Kitchen Area clean and neat. (If no Kitchen area then it is Clean and Neat!)	
	Food is properly stored (If no food storage visible then assume it is properly stored.)	
	Campfire and circle shows evidence of proper fire treatment.	
	First Aid Kit is easily accessible and is clearly marked.	
	American flag is properly displayed and Troop flag is displayed. (5 pts each)	
	Surrounding area is free of trash and the Latrine is neat and clean.	
	<p>Exceptional campsite that exceeds basic campsite requirements</p> <p>Examples of an exceptional campsite include, but are not limited to:</p> <ul style="list-style-type: none"> <li>a. A removable gateway</li> <li>b. Campsite definition – go with the Theme</li> <li>c. Useful camp gadgets (Lashed items)</li> </ul>	

	<b>Total Points Awarded</b>
--	-----------------------------

Inspector: \_\_\_\_\_

## CAMPSITE CHECKOUT FORM

Troop # \_\_\_\_\_

Campsite # \_\_\_\_\_

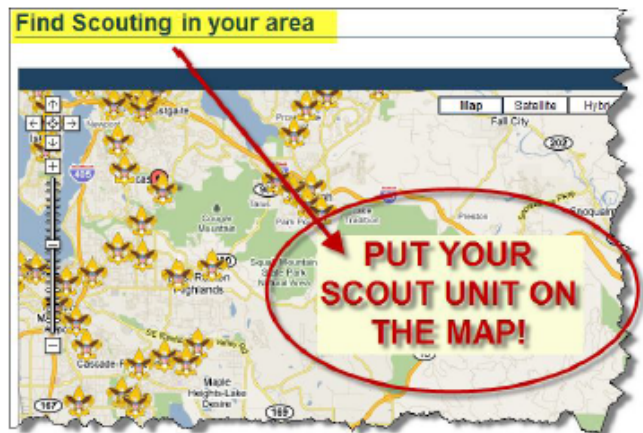
Completed	Inspection Items	Comments
	Campsite is clean, looks good – no paper on ground	
	Campfire is completely out (must be able to put your bare hand all the way into the ashes – as deep as you can – no warmth)	
	Tent platforms are in SM cabin	
	All trash has been put in plastic bags and put in dumpster	
	Tables have been wiped clean	
	Toilets are clean, hose, if any, is coiled. Floor around toilets is clean,	
	Fire circle area is clean – seats (if any ) wiped clean.	
	Bulletin boards (if any ) are empty – no papers hanging (unless they were there before you came)	
	Extra wood has been stacked nicely -	
	Water is turned off.	

Senior Patrol Leader \_\_\_\_\_ All of the above is complete

Inspector: \_\_\_\_\_

When you are ready to check out – Please complete this form – Senior Patrol Leader should check each area as completed and sign form. Then please find a staff person to have them also sign and bring form to Dinning Hall to check out and get your patches. Thanks for coming. Please also turn in your evaluation form.

**Attention Volunteers:** The "Be A Scout" Campaign has been live on the National BSA site for a couple of years now, but you should check out your information there. Youth and Parents IN YOUR AREA will be using this Map feature to find Scout Units so it is important that it is accurate. The website is:



[www.bsascout.org](http://www.bsascout.org) Note: Only the following Registered Leaders in your Unit have the ability to update your Unit's Meeting Location on the "Be A Scout" Map, and to change to your Unit's

(A) **Unit Leader:** this means your Cubmaster, Scoutmaster, Varsity Coach, Crew Advisor or Skipper.

(B) **Unit Committee Chair.**

(C) **Chartered Organization Representative.**

**Here's what you need to do if you are one of the above – the whole process should take less than 10 minutes:**

- **Step 1.** Log onto your account at "[MyScouting.org](http://MyScouting.org)" and select "BeAScout" from the Unit Tools section on the left-hand Menu. A new page will be displayed: There are two "tabs" on this Window, and you should be on "Unit Pin Management" – if not, then click the "Unit Pin Management" tab.
- **Step 2.** Take a moment to look-over the Unit Pin Management screen: If at any time you are lost, look for the "Help" link in the upper right-hand

corner of the page for help. Also, note that the "Google Pin Preview" section, in the bottom-right area of the page, will display what will appear on the Google Map. It will change as you enter/edit information in these steps.

- **Step 3. Check the "Unit Description"** – this box contains a combination of your unit name & your chartered organization. If that the information is incorrect then reach out to your District Executive (DE) for assistance.
- **Step 4: if your Scout Unit has a web site, then enter the web address (URL) here.** Otherwise, enter <http://www.grandcanyonbsa.org> so they will be directed to the Grand Canyon Council web site. You can always edit this field later if your Unit establishes a Web site.
- **Step 5. update the Alternate Unit Description:** many Units opt to type their Unit type & number followed by their Meeting location (example: "Pack 867 – Lincoln Elementary")
- **Step 6: make sure the Pin Status says "Active"** if you want your Pin visible to perspective Scouts and Parents on the Google Map.
- **Step 7a: select your Primary Contact.** This person will receive all emails from prospective Scout parents, so be sure to let the person know that they will be responding to all parent leads. If the fields in this section are "grey" then you must check the "Contact Person" box in the "Fields Displayed on Google Pin" section at the bottom-left side of the page. If the person is already a Registered Adult Leader in your Scout Unit, then

their name will be selectable from a list. Once selected, all information is automatically provided in this section's fields.

- **Step 7b: Also be sure to check all the information with the Primary Contact Volunteer** & edit fields that are no longer current (Example: a phone number or email address changes). It is very important that you keep this information up-to-date as Volunteers & contact information will change over time.
- **Step 8. Enter the location where your unit holds its meetings** (address information). This address will dictate where your unit pin will appear on Google Maps. Note that it may be helpful to enter the name of your Meeting Location "Address 1" and the street address on "address 2"
- **Step 9. Check the Google PIN Preview – this is a preview of what will appear on the map.** Parents will only be able to see what is in this box, so please Review it carefully for accuracy.
- **NOTE:** There is an option to change the icon from a Scouting map symbol representing your unit type to something else. **Please DO NOT change the unit logo icon.**
- **Step 10. Once you are done, click the "SAVE" button** and your information will be uploaded.

That's all you need to do to set up your unit for BeAScout.org. Be sure to do this as soon as possible so your unit will get Recruiting leads.

## DID YOU KNOW.....

SRP helps Scouts learn about electricity through clinics that offer hands-on activities as well as classroom instruction. For more information go to [srpnet.com/community](http://srpnet.com/community)

**The District Calendar contains the dates for Salt River District Events. NOTE TO BE ABLE TO ALIGN BETTER WITH THE OTHER DISTRICTS OUR DISTRICT CALENDAR HAS MOVED**

**To get to the new calendar do the following:**

**Go to [www.grandcanyonbsa.org/saltriver](http://www.grandcanyonbsa.org/saltriver)**

**Then select Calendar on the left**

Cub Scout Leaders! Have your Cub Scouts earn the Video Game Belt Loop! Every Tuesday from 5:00 to 8:00 pm at the Microsoft store. Thank you Microsoft for supporting the Scouting program and sponsoring this clinic! For registration and more information, please click here.

<http://www.grandcanyonbsa.org/registration/calendardetail.asp?ActivityKey=1173238>

### Average Age of Eagle Scouts



**1949**

14.6 years



**2011**

17.1 years

## The National Advancement Team is now on Twitter, @AdvBSA

Recent “tweets” that may be of interest:

Nat'l Advancement Committee resolution on Hiking MB 20 mile hike: Short rest stops or stop for 1 meal ok. Extended stop (overnight) not ok.

Personal Fitness MB pre/post test: EACH strength test must show improvement, but going from 1/4 of a pull up to 1/2 of one is "improvement."

The alternative of using unregistered adults for non-Eagle BORs does not mean "grab any parent if an MC doesn't happen to show up."

Using unregistered adults for non-Eagle BORs is the exception not the rule. If you have MCs schedule BORs when/where they can attend.


If parents counsel too many MBs for their own sons, council advancement committee should more closely examine MBCs' skills & education.

Follower asked what “tipping point” is for too many MBs counseled parent for son. This is a local call. Different from rural to urban, etc.

All MBCs, including those who counsel their own sons, must be approved by council advancement committee for all the badges they counsel.

Most common complaint we receive: Scouts getting MBs at camp w/o completing all the requirements. See GTA 7.0.3.3, "Group Instruction."

If Scouts are qualifying for MBs at camp w/o passing all requirements, this should be called to attention of council advancement committee.





# *Save-The-Date*

Friday, September 28, 2012  
D-backs vs. Marlins  
First Pitch @ 6:40 PM

Tickets start at \$21

Camouflage Arizona Diamondbacks hat included  
with every ticket purchased!

\$5 of every ticket goes back to Scouting Initiatives

Pregame festivities on 4<sup>th</sup> street prior to the game  
Scout Parade for those in uniform

To purchase your tickets or for questions  
please contact:

Daren Heaton at 602.462.4233 or [dheaton@dbacks.com](mailto:dheaton@dbacks.com)



# YOU CAN BE PART OF THE 2013 NATIONAL JAMBOREE

## The first National Jamboree held at The Bechtel Summit in West Virginia



SCOUTS LISTEN AS A LOCAL TOUR GUIDE EXPLAINS THE HISTORY OF BOSTON



SCOUTS VISIT TIME SQUARE IN NEW YORK CITY



SCOUTS GATHER IN FRONT OF MASSACHUSETTE STATE HOUSE FOR A TROOP PHOTO



SCOUTS WAVE AT THE PHOTOGRAPHER AT HILL CUMORAH, PALMYRA, NY



SCOUTS FROM ACROSS THE NATION GATHER AT JAMBOREE FOR THE OPENING SHOW AT THE ARENA



A FEAST FIT FOR ANY GROWING SCOUT OF LOBSTER, CORN and POTATOES



SCOUTS GATHER IN FRONT OF THE MARINE CORPS MEMORIAL (IWO JIMA MEMORIAL) AT ARLINGTON



SCOUTS LOOKING OVER THE RAILING AS WATER FLOWS OVER NIAGARA FALLS

## **EAST COAST HISTORICAL TOUR STARTING IN BOSTON MASSACHUSETTS**

Day 1: Fly from PHX to Boston, MA

Day 2: Visit Historical Boston, Lexington  
Concord, and dine on fresh Maine Lobster.

Day 3: Visit the home of President's  
Adams and Kennedy, Plymouth Rock, the  
Basketball Hall of Fame and the  
Springfield Armory in Springfield,  
Massachusetts.

Day 4: Travel to New York City visiting  
the USS Intrepid, Ellis Island and the  
Statue of Liberty

Day 5: Ground Zero, Central Park, Wall  
Street, The United Nations and Times  
Square

Day 6: Board your bus with a local step-on  
Tour Guide as you travel throughout NYC.

Day 7: Visit Historical Philadelphia, dine  
on a genuine Philly Steak Sandwich, run  
the steps of the Philadelphia Art Museum  
(think Rocky). Visit the Lancaster PA  
Amish community.

Day 8: Tour the Gettysburg battlefield and  
town of Gettysburg then off to Ft. McHenry  
the birthplace of the Star Spangled Banner.  
Arrive Washington DC for evening tour.

Day 9: Visit the historical and government  
sites in Washington DC.

Day 10: Visit the historical and government  
sites in Washington DC.

Day 11— 20: On Monday, July 15, 2013  
we will journey to the site of the 2013  
National Jamboree to begin your Jamboree  
experience.

Day 21: Depart the National Jamboree and  
travel to Kings Island, located outside of  
Cincinnati, OH for a day of water fun, fast  
moving roller coasters and relaxation.

Day 22: Depart Cincinnati, OH for the  
flight back home.

## **UP STATE NEW YORK TOUR of LDS CHURCH HISTORY STARTING IN WASHINGTON DC**

Day 1: After red-eye flight from PHX to  
Washington DC, begin visit of historical  
and government sites.

Day 2: Visit the historical and government  
sites in Washington DC.

Day 3: Visit the historical and government  
sites in Washington DC.

Day 4: Travel to Ft. McHenry, the  
birthplace of the Star Spangled Banner,  
then off to Gettysburg battlefield. Visit the  
Lancaster PA Amish community.

Day 5: Visit historic Philadelphia, dine on  
a genuine Philly Steak Sandwich, run the  
steps of the Philadelphia Art Museum  
(think Rocky) and then on to Valley Forge.

Day 6: Travel to New York City visiting  
the USS Intrepid, Ellis Island and the  
Statue of Liberty

Day 7: Board your bus with a local step-on  
Tour Guide as you travel throughout NYC.

Day 8: Visit Baseball Hall of Fame in  
Cooperstown and then on to church history  
sites in Fayette and Palmyra and view Hill  
Cumorah Pagant

Day 9: Visit church history sites in  
Palmyra then travel to Niagara Falls and on  
to Kirtland.

Day 10: Visit historic Kirtland, OH and  
surrounding areas

Day 11— 20: On Monday, July 15, 2013  
we will journey to the site of the 2013  
National Jamboree to begin your Jamboree  
experience.

Day 21: Depart the National Jamboree and  
travel to Kings Island, located outside of  
Cincinnati, OH for a day of water fun, fast  
moving roller coasters and relaxation.

Day 22: Depart Cincinnati, OH for the  
flight back home.

## **WASHINGTON DC TOUR AND NATIONAL JAMBOREE**

Day 1: Fly from PHX to Washington DC.  
Enjoy an evening tour of the Washington  
DC area before checking into your hotel.

Day 2-4: Tour sites will partially be  
determined by the Troop members. Scouts  
will have three days to visit historical and  
government sites in and around the  
Washington DC area.

Day 5: On Monday, July 15, 2013 will we  
journey to the site of the 2013 National  
Jamboree to begin your Jamboree  
experience.

Day 14: Depart the National Jamboree and  
travel to Kings Island, located outside of  
Cincinnati, OH for a day of water fun, fast  
moving roller coasters and relaxation.

Day 15: Depart Cincinnati, OH for the  
flight back home.

**FOR DETAILED INFORMATION  
ON HOW YOU CAN BE PART  
OF THE 2013 NATIONAL  
JAMBOREE CONTACT**

Scoutmaster Tim Wolf  
[twolfdaf@cox.net](mailto:twolfdaf@cox.net)  
(602) 790-9211

Follow us on Facebook;  
2013 Grand Canyon Council-  
National Jamboree Troop-1

All tour information is based on the best information we have at this time. Tour sites and itinerary will be subject to change as we move closer to the actual dates.

# Merit Badge Counselor Application Process (Grand Canyon Council)

New Merit Badge Counselors or Dropped Membership as a registered Merit Badge Counselor can follow the below Merit badge application Process:

**1. Submit a completed [Adult Registration](#) form and Disclosure form (Both are the standard two part registration form).**

The only signature required is of the person applying to be the Merit Badge Counselor. It is required by National that a separate application be turned in to register as a Merit Badge Counselor.

Notes:

- a. If the Individual on the application wants to register as a Merit Badge Counselor and as a Scout Unit Leader or as a Member of Committee the two additional signatures will be required to approve the Scout Unit Position. With two positions being applied for it is required to have a copy to process **two separate applications**.
- b. If the applicant is already approved and registered in a unit as a leader or as Member of Committee, another adult application is still required be filled out and turned in to register as a Merit Badge Counselor.
- c. The Merit Badge registration is good for the current year. Annual registration starts in March and drops the end of February. Please check with your District Executive to know if your leaders are currently registered as Merit badge counselors.

**2. Submit a copy of the Youth Protection Card (always required to be turned in with every adult application)**

**3. Submit the [Merit Badge Counselor registration form](#)**

Notes:

- a. This form is a separate form that explains what merit badges will be taught and specifies in which areas the Counselor prefers to assist (unit scouts, district wide scouts, or council wide scouts).
- b. If the applicant is already registered as a Merit Badge Counselor for the current year and would like to update or add additional merit badges they would like to teach; this form can be submitted without the Adult registration form.

# Newest Eagle Scouts Congratulations!

## AUGUST

Samuel Stocking Evans      Troop 379

Braden Christopher Kartchner      Team 6471

Jake Alexander Merdich      Troop 379

Luke Abraham Powell      Crew 9576

Martin Scott Rickert      Troop 697

Thank you to the Eagle Board for all that you do!!

Helpers are needed at the Eagle Boards held the *FOURTH* Tuesday of each month (except in December when it's held on the third Tuesday.) If you can assist or for more information – please contact Eagle Board Chairman - Jeff Koski; 480 361-3052 . September Eagle Board 9-25-12.



Please remember that final projects are due to the Eagle Board Chairman 2 weeks prior to each month's Board of Review!!

# NEIL ARMSTRONG

AUGUST 5, 1930 - AUGUST 25, 2012



THE FIRST PERSON TO SET FOOT  
ON THE MOON WAS AN EAGLE SCOUT



**NOTE ALL ASSISTANT SCOUTMASTERS**  
**(including 18 year old ASMs) and**  
**SCOUTMASTERS MUST BE BASIC TRAINED THIS**  
**YEAR TO RE-REGISTER!!**

You can see what training anyone has by doing the following:

- 1) Log onto [www.myscouting.org](http://www.myscouting.org)
- 2) Click on Training Validation on the left
- 3) Click on All Training
- 4) Select search by: membership ID
- 5) Enter the membership ID of the registered adult

# WHAT MAKES A TRAINED LEADER?



Prepared. For Life.™



Adult leaders in units are considered trained, and eligible to wear the official *Trained* emblem, once they have completed Youth Protection Training and the training courses outlined below, or have completed Youth Protection Training and a previous basic training course when it was current.

**Youth Protection Training\* is a joining requirement for all registered adults and must be retaken every two years!**

## CUB SCOUTING

Leader-Specific (by position)

## BOY SCOUTING

Leader-Specific (by position)\*\*  
Introduction to Outdoor Leader Skills\*\*\*

## VARSITY SCOUTING

Varsity Scout Leader-Specific  
Introduction to Outdoor Leader Skills\*\*\*

## VENTURING & SEA SCOUTS

Adults in Crews: Venturing Leader Specific  
Adults in Ships: Sea Scout Adult Leader Basic


### Need Help?

Contact the National Council – Boy Scouts of America  
Program Impact – Volunteer Training Team

Mark Griffin	mark.griffin@scouting.org	972-580-2211
Ron Timmons	ronald.timmons@scouting.org	972-580-2459
Peter Self	peter.self@scouting.org	972-580-2417
Oscar Santoyo	oscar.santoyo@scouting.org	972-580-2488
Judy Maldonado	judy.maldonado@scouting.org	972-580-2449

- \* E-Learning page at [www.myscouting.org](http://www.myscouting.org)
- \*\* Troop Committee Challenge\* is position specific for troop committee members
- \*\*\* Not required for committee positions
- + Chartered Organization Representatives take *This Is Scouting\**, and Chartered Organization Representative Training

3/15/2012





## University of Scouting

2012

*NEWER, BIGGER,*

# November 3, 2012

*Saturday, 8 am to 4 pm, at Heard Scout Pueblo*

Registration is open at [www.grandcanyonbsa.org](http://www.grandcanyonbsa.org)

Cost: \$15 - Adult Participant; \$10 - Staff-Participant (Staff also taking at least 1 course)  
\$5.00 discount for participants registered before **Monday, October 15, 2012**

*University of Scouting now has more options:*

### Academics

The traditional outstanding classes for you to learn about areas in which you are most interested. Choose courses in the colleges of Advancement, Leadership, Outdoor Skills, Programs, Scout is Reverent, Varsity, Venturing, and Unit Management.

*Over 50 different courses to choose from!*

### Midway

Browse displays, ask questions, get snacks, buy Scout items, network with Scouters. Representatives will be on hand from the Audubon Society, AZ Game & Fish, Herpetological Society, Scouting Museum, Scout Shop, Liberty Wildlife, Tonto Nat'l Forest, and more!!!



### ACTIVITY CENTERS



Just want to practice skills? Itching to challenge your friends? Spend time at our activity centers for hands on fire building, pioneering projects, mountain biking, knot tying, orienteering and more!! No class, no sitting, just doing!!

## **REGISTER NOW!!!**

Contact: Tom McKinley, [tom.mckinley@cox.net](mailto:tom.mckinley@cox.net), 480-794-1156  
for more information or to volunteer!

*Better Trained Adults = Better Youth Programs*

## CALENDAR

September 2012						
Sunday	Monday	Tuesday	Wednesday	Thursday	Friday	Saturday
						1
2	3	4	5	6 6:15PM/7:00PM <b>District Nomination Committee Meeting</b> 7:00PM/8:00PM <b>District Roundtable</b> 7:00PM/8:30PM <b>The Patrol Method - Application in the Troop (Tempe)</b> 7:15PM/8:15PM <b>District Commissioner Staff Meeting</b> 7:15PM/8:00PM <b>District Commissioner Staff Meeting</b>	7	8 8:00AM/11:30AM <b>Cub Scout Specific Training (Tempe)</b>
9	10	11	12	13	14	15 <b>On Target</b> 9:00AM/10:00AM <b>Charter Renewal Training (LDS Knox Bld)</b>
16	17	18 5:30PM <b>District Key 3 Meeting</b>	19	20	21 5:00PM <b>Fall Camporee</b>	22 <b>Fall Camporee</b>
23 10:00AM <b>Fall Camporee</b>	24	25 <b>District Eagle Boards</b>	26	27 7:00PM/8:00PM <b>District Committee Meeting</b>	28 5:00PM <b>Intro to Outdoor Leader Skills Training (Phoenix)</b>	29 6:00PM <b>Intro to Outdoor Leader Skills Training (Phoenix) Charter Renewal Training (LDS Lakeshore Bld)</b>
30						

**October 2012**

<b>Sunday</b>	<b>Monday</b>	<b>Tuesday</b>	<b>Wednesday</b>	<b>Thursday</b>	<b>Friday</b>	<b>Saturday</b>
	<b>1</b> Online Charter Renewal Begins	<b>2</b>	<b>3</b>	<b>4</b> District Nomination Committee Meeting LDS Relations Meeting 7:00PM/8:00PM District Roundtable 7:00PM/8:00PM Eagle Project Coach Training (Tempe) 7:15PM/8:15PM District Commissioner Staff Meeting 7:15PM/8:00PM LDS Relations Meeting	<b>5</b>	<b>6</b>
<b>7</b>	<b>8</b>	<b>9</b>	<b>10</b>	<b>11</b>	<b>12</b>	<b>13</b>
<b>14</b>	<b>15</b>	<b>16</b> 5:30PM District Key 3 Meeting	<b>17</b>	<b>18</b>	<b>19</b>	<b>20</b> 7:25AM/5:00PM Scoutmaster Specific Training (same as Boy Scout Leader Specific) (Phoenix/Ahwatukee- Foothills) 7:30AM/5:00PM Varsity Leader Specific Training (Phoenix - Ahwatukee/Foothills) 7:30AM/12:30PM Venturing Leader Specific Training (Phoenix/Ahwatukee- Foothills) 9:00AM/11:00AM Chartered Organization Representative (COR) Specific Training (Phoenix/Ahwatukee Foothills)
<b>21</b>	<b>22</b>	<b>23</b> District Eagle Boards	<b>24</b>	<b>25</b> 7:00PM/8:00PM District Committee Meeting	<b>26</b>	<b>27</b>
<b>28</b>	<b>29</b>	<b>30</b>	<b>31</b>			

**November 2012**

<b>Sunday</b>	<b>Monday</b>	<b>Tuesday</b>	<b>Wednesday</b>	<b>Thursday</b>	<b>Friday</b>	<b>Saturday</b>
				<b>1</b> 7:00PM/8:00PM <b>District Roundtable</b> 7:15PM/8:15PM <b>District Commissioner Staff Meeting</b>	<b>2</b>	<b>3</b> <b>Charter Renewal Turn-In (LDS S. College Bld)</b>
<b>4</b>	<b>5</b>	<b>6</b>	<b>7</b>	<b>8</b>	<b>9</b>	<b>10</b> <b>Charter Renewal Turn-In (LDS Knox Bld)</b>
<b>11</b>	<b>12</b>	<b>13</b>	<b>14</b>	<b>15</b>	<b>16</b> 5:00PM <b>Patrol Leader Training (Phoenix)</b>	<b>17</b> 6:00PM <b>Patrol Leader Training (Phoenix)</b> <b>Charter Renewal Turn-In (LDS Grove Bld)</b> <b>Varsity Turkey Shoot</b> 7:00AM/8:30PM <b>Intro to Outdoor Leader Skills Training - Webelos Session Included (Phoenix)</b>
<b>18</b>	<b>19</b>	<b>20</b> 5:30PM <b>District Key 3 Meeting</b>	<b>21</b>	<b>22</b>	<b>23</b>	<b>24</b>
<b>25</b>	<b>26</b>	<b>27</b> <b>District Eagle Boards</b>	<b>28</b>	<b>29</b> 7:00PM/8:00PM <b>District Committee Meeting</b>	<b>30</b>	

## Veterans Day Parade!!!

**Monday, November 12, 2012**

It's that time of the year again!!!!!!

Scouts and leaders will need to arrive at 8:30 in the North Parking lot of Grady Gammage Auditorium.

Parade begins at 10:00 am.

Parade starts from North Parking lot of Grady Gammage Auditorium & ends at Tempe Beach park.

Parking will be in North Parking lot of Grady Gammage Auditorium.

Lunch will be served at end of Parade route.

Units will need to bring: Unit Flag, American Flag, and Water.

Participants will **need** to be in "**Class A**" uniform, (i.e. Boy Scouts – Boy Scout shirt tucked in and green pants, Cub Scouts – Cub Scout shirt tucked in and blue pants) the uniforms need to be clean and in good repair; they will be sent home if their uniforms are not presentable (stained, etc.). **I will need to have accurate count of participants that will be there. I will need that information by Tuesday, November 1, 2011.**

If you have any more questions between now and then, please feel free to contact me. I will send out additional information between now and then.

Bruce Joseph

Assistant District Commissioner

Salt River District, BSA

480-440-3390

## Don't Short Change Your Scouts

Run a short experiment in your troop: pull aside all the 1<sup>st</sup> class and above Scouts. Ask them who knows how to tie a bowline and a taught line hitch? Of the few who raise their hands, have them demonstrate them to you.

If your troop is average, few of your Scouts retain their knowledge because your program doesn't require them to use the skills being taught to them. Examine your program and do the following:

1. Before you sign off your Boy Scout on a skill requirement, make sure he has mastered the skill. If that means waiting a week or two before testing them, than do so.
2. Then make sure your program reinforces the skills.

By the way, don't test them at a Scoutmaster Conference or at a Board of Review. Then it is too late. The testing step has already passed when they were signed off on the requirement.

Bill Nelson

SRD Training

Check out National's Advancement News:

[http://scouting.org/scoutsource/GuideToAdvancement/Advancement\\_News.aspx](http://scouting.org/scoutsource/GuideToAdvancement/Advancement_News.aspx)

**For those who don't know: Council has changed the Tour Permit form - it is now called a Tour Plan. You can submit it by paper or online (the online version will be updated next month.) For more information see:**

<http://grandcanyonbsa.org/openrosters/ViewOrgPageLink.asp?LinkKey=33766&orgkey=62>



<p><b>Roundtable</b></p>	<p>The first Thursday of each month (<b>except July</b>) at the Lakeshore LDS Church (north of Guadalupe on Lakeshore)</p> <p><b>Next meeting Thursday, September 6</b></p> <p>Please submit announcements at least one week in advance to George Harris, <a href="mailto:gdh2796@cox.net">gdh2796@cox.net</a></p>
<p><b>District Website</b></p>	<p><a href="http://www.azscout.org">http://www.azscout.org</a> <i>Select Salt River District for the Unit.</i></p>

### Want Ads

The District is in need of Volunteers to help keep it running smoothly, keeping units informed, trained, and ensuring more fun for all our scouts. We have some specific positions to be filled, but there are a lot of other places where we can use members at large. Come join us and share your heart and brain with the rest of us.

Trainers – All Levels, Commissioners – All Levels

**Many areas need committees or several scouters to make things work. We are always in need of Commissioners and Trainers. Individual events, like Camporee, Webelos Woods, Pinewood Derby, Fishing Derby, etc. need committees to run these events.**

**FOR COST REASONS, THE GRAND CANYON COUNCIL WILL NO LONGER BE DISTRIBUTING FLYERS AT ROUNDTABLE. WE WILL SEND ANNOUNCEMENTS OUT VIA THIS EMAIL GROUP. ADULT LEADERS PLEASE JOIN THIS GROUP AND RECEIVE ALL THE INFO!!!**

Cub Scout Leaders should send an email to:

[srdcubs-subscribe@yahogroups.com](mailto:srdcubs-subscribe@yahogroups.com)

Boy Scout, Varsity, Venturing and District leaders should send an email to:

[srdscouts-subscribe@yahogroups.com](mailto:srdscouts-subscribe@yahogroups.com)

**The Petroglyphs is a publication of the Salt River District. All you see above comes from various sources in the District. News and items are encouraged from any Scouter. Please contact the Editor with your items at least 2 weeks in advance of the next Roundtable to ensure publication.**

Editor	Claudia Gray	480 961-3060	<a href="mailto:cggray@cox.net">cggray@cox.net</a>
District Executive	Kasey Green	602 955-7747 x225	<a href="mailto:kmgreen@grandcanyonbsa.org">kmgreen@grandcanyonbsa.org</a>
District Chairman	Don Fletcher	602 471-8185	<a href="mailto:dfletcher@lakeandcobb.com">dfletcher@lakeandcobb.com</a>
District Commissioner	Michael Forrest	480 204-4611	<a href="mailto:mikeaforrest@hotmail.com">mikeaforrest@hotmail.com</a>

**For a listing of the District Committee  
Visit the District Website: <http://www.azscout.org>.**