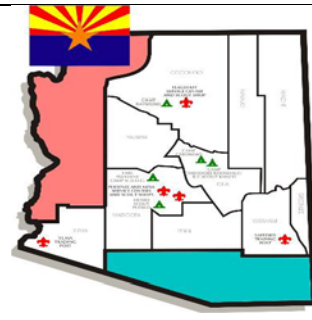




Salt River District
Petroglyphs
June/July 2012



District Happenings

Flyers and further details may also be available on the District Web Site

Grand Canyon Council B.S.A.
Salt River District

JUNE
ADVANCEMENT DAY

June 23, 2012

7:15 a.m. to 11:45 a.m.

L.D.S. Tempe Stake Center
2707 S. College Avenue
Tempe, Arizona

(S.E. corner of College and Alameda)

E-mail: advanceday@hotmail.com

Salt River District Merit Badge Advancement Days Summer 2012

Instructions for Scouts

1. Select one or two merit badges per Advancement Day that you would like to prepare for.
2. Obtain an "Application for Merit Badge" (blue card) form No. 634124 for each merit badge you choose, and fill in the required information.
3. Return the cards to your unit leader for approval. There is a \$1.00 fee per advancement day to cover expenses of the event. Depending on your unit's bylaws, the fee will either be paid by yourself or by your unit.
4. Obtain and study the merit badge books. Complete all of the requirements listed in the prerequisites section of this advancement day packet for the merit badges you have chosen.
5. On Advancement Day, bring your merit badge books, notepad, pen, completed prerequisites, merit badge applications (blue cards), and any additional materials you have prepared. Counselors will not sign off prerequisite requirements that have not been completed or brought with you on Advancement Day.
6. Wear your scout uniform – clean, buttoned up and neatly tucked in.
7. Hot dogs, candy and soft drinks will be sold during the break.

General Information

- At least one responsible adult representing your unit must be in attendance on Advancement Day.
- The Scout Oath and Law are the conduct guidelines at all scout activities. If a scout's behavior becomes disruptive or inappropriate, he will be asked to call his parents and be picked up. He will not be able to continue with remaining merit badge sessions for that day.
- There is a \$1.00 fee per Scout per Advancement Day to cover printing, postage and miscellaneous expenses. Fees are not refundable, but are transferable.

Registration Information

- Registration deadline for guaranteed space is May 21, 2012. Registrations received thereafter will be processed on a space available basis. Auto Maintenance merit badge will be limited to first 10 scouts per class to register.
 - Registration is considered received when both the registration form and corresponding payment have been received.
 - Scouts can register for a maximum of two merit badges per Advancement Day. Note that some merit badges require both sessions (7:30-11:45) during an Advancement Day.
1. Please complete the Salt River District Advancement Day Registration form. Electronic registration (emailing an excel spreadsheet) is optional but greatly preferred. A copy of a blank excel spreadsheet is available on the Salt River District Website (Azscout.org) see calendar or you can request one at advanceday@hotmail.com. Please sign up as a troop, instead of having each scout sign up on his own.
 2. Send printed copy of registration forms, with check payable to *Grand Canyon Council BSA*, to the address listed below. Please do NOT send any blue cards with your registration. Please do not wait to pay until the day of the event.

Salt River District Advancement Day

Daniel Bang

2016 E. Carmen St.

Tempe, AZ 85283

3. If you have any questions please call Daniel Bang at 480-839-3223 or send an email to advanceday@hotmail.com.

Location and Schedule

Location
LDS Tempe Stake Center
2707 S. College Avenue
(S.E. corner, College & Alameda)

Advancement Day Dates
Saturday, June 23, 2012

Schedule
7:00 a.m. Doors Open
7:15 a.m. Opening Ceremony
7:30 – 9:30 Session One
9:30 – 9:45 Break
9:45 – 11:45 Session Two



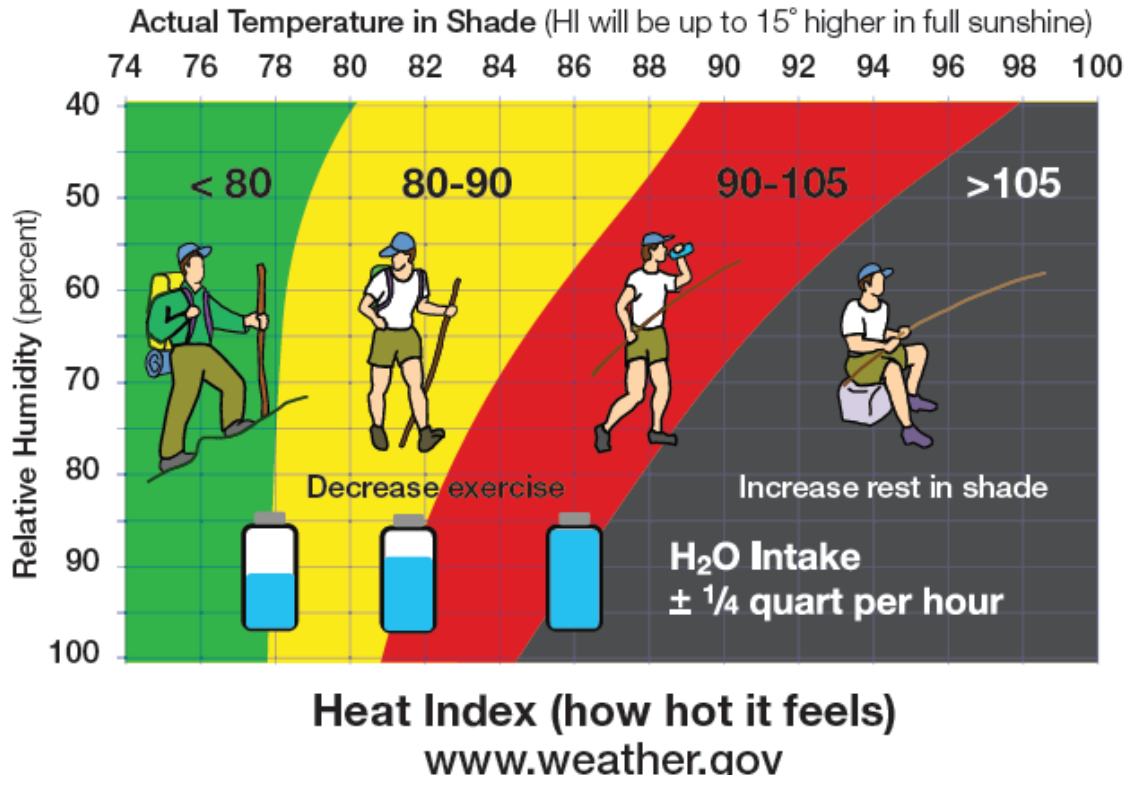
GETTING 'EM OVER

Handbook for Patrol Leaders BSA 1964

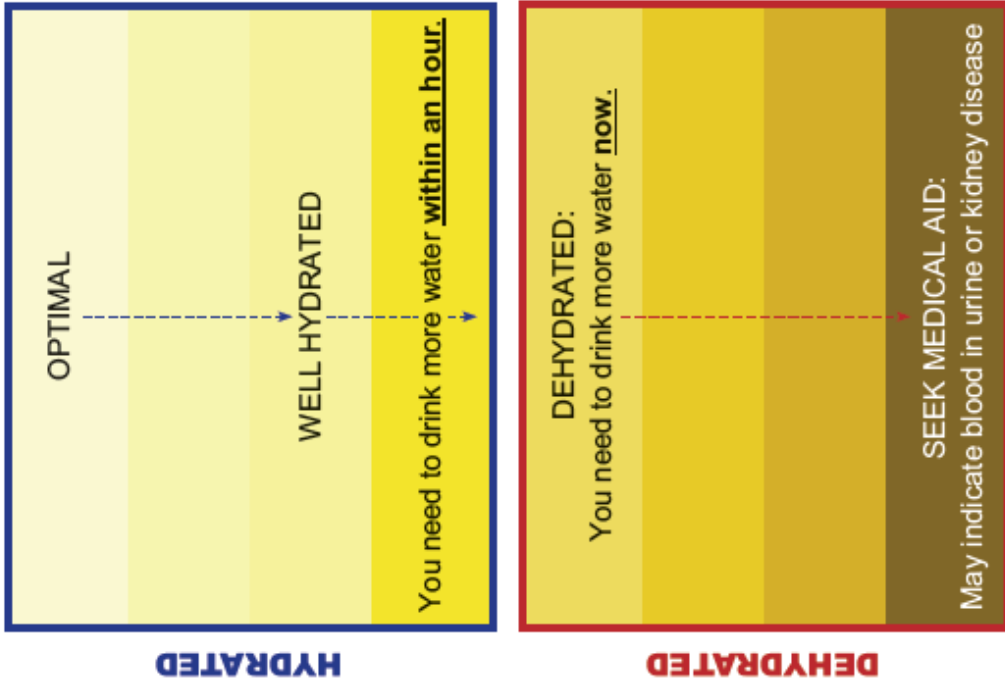
SUMMER PRECAUTIONS

It's easy to get caught up in a Scouting activity on a hot summer day and not pay attention to how the heat is affecting your body. Heat index is defined by the National Oceanic and Atmospheric Administration as "a measure of how hot it really feels when relative humidity is factored with the actual air temperature." [The heat index/urine color chart](#), which can be downloaded and used to produce a sticker, pocket card, or hang tag, describes situations when you should increase your rest and water intake. Tools such as this will help you pay attention to the warning signs.





Urine Color Chart*



*This color chart is not for clinical use.



BOY SCOUTS OF AMERICA®



WANTED!

Cub Scout Day Camp at the Heard Scout Pueblo 2012

This three day camp experience is packed with fun-filled activities planned around the Cub-Boys at the Heard theme. With Arizona's centennial this year, the theme is based upon the rich western history of the valley of the sun.

Activities include: BB gun shooting, Archery, Crafts, Swimming and fun adventures while earning your pins and belt loops.

Camp Dates

Session 1	May 31 – June 2
Session 2	June 4 – June 6
Session 3	June 7 – June 9
Session 4	June 11 – June 13
Session 5	June 14 – June 16
Session 6	June 18 – June 20
Session 7	June 21 – June 23
Session 8	June 25 – June 27
Session 9	June 28 – June 30

For more information and to register on-line
meander your way to www.grandcanyonbsa.org

Slacklining is an Approved BSA Activity

Official BSA guidelines on Slacklining

Slacklining is an adventure program growing in popularity. As with any activity involving height and motion, there is risk involved. Before units, districts, or councils decide to promote or host slackline activities and other adventure sports, they must follow the Sweet 16 of BSA Safety and submit a tour and activity plan for council review with a description that includes the slacklining activity.

Staff members for these types of events are responsible for learning proper setup, operational guidelines, and safety techniques. Equipment used for these activities must be designed for the adventure sport industry and will be exposed to extreme forces. Therefore, it should not be used for other purposes. Always follow the manufacturer's recommendations.

- *Fall precautions should include spotters or crash pads.*
- *Stepping off the line safely is recommended when a participant feels he or she is about to fall.*
- *Trees used for anchors should be protected from damage and be at least 8 inches in diameter.*
- *The line should never be more than 3 feet high.*
- *Never allow more than one participant on the line at a time.*
- *Acrobatics (any time your head is lower than your torso) are prohibited.*

The National Advancement Team is now on Twitter, @AdvBSA

Recent “tweets” that may be of interest:

Nat'l Advancement Committee resolution on Hiking MB 20 mile hike: Short rest stops or stop for 1 meal ok. Extended stop (overnight) not ok.

Personal Fitness MB pre/post test: EACH strength test must show improvement, but going from 1/4 of a pull up to 1/2 of one is "improvement."

The alternative of using unregistered adults for non-Eagle BORs does not mean "grab any parent if an MC doesn't happen to show up."

Using unregistered adults for non-Eagle BORs is the exception not the rule. If you have MCs schedule BORs when/where they can attend.


If parents counsel too many MBs for their own sons, council advancement committee should more closely examine MBCs' skills & education.

Follower asked what “tipping point” is for too many MBs counseled parent for son. This is a local call. Different from rural to urban, etc.

All MBCs, including those who counsel their own sons, must be approved by council advancement committee for all the badges they counsel.

Most common complaint we receive: Scouts getting MBs at camp w/o completing all the requirements. See GTA 7.0.3.3, "Group Instruction."

If Scouts are qualifying for MBs at camp w/o passing all requirements, this should be called to attention of council advancement committee.





National Outdoor Badges for Camping, Hiking, Aquatics, Riding, and Adventure

The five National Outdoor Badges recognize a Boy Scout or Varsity Scout who demonstrates both knowledge and experience in camping, hiking, aquatics, riding, or adventure. Scouts earning the National Outdoor badges have demonstrated that they are knowledgeable, safe, and comfortable in the outdoor activity covered by the badge.

In order for a Scout to earn one or more of the National Outdoor Badges (and/or the gold or silver devices), the Scout must complete the following requirements.

Note: The large center badge shown above is awarded when a Scout earns the first of the five badges described below.



Camping

1. Earn the [First Class](#) rank.
2. Earn the [Camping](#) merit badge.
3. Earn two of the following three merit badges: [Cooking](#), [First Aid](#), [Pioneering](#).
4. Complete 25 days and nights of camping—including six consecutive days (five nights) of resident camping, approved and under the auspices and standards of the Boy Scouts of America—including nights camped as part of requirements 1 through 3 above.

A gold device may be earned for each additional 25 nights of camping

A silver device is earned for each additional 100 nights of camping.

The Scout may wear any combination of devices totaling his current number of nights camping.



Hiking

1. Earn the [First Class](#) rank.
2. Earn the [Hiking](#) and [Orienteering](#) merit badges.
3. Complete 100 miles of hiking or backpacking under the auspices of the Boy Scouts of America, including miles hiked as part of requirement 2.

A gold device may be earned for each additional 50 miles hiked.

A silver device is earned for each additional 200 miles of hiking.

The Scout may wear any combination of devices totaling his current number of miles hiking.



Aquatics

1. Earn the [First Class](#) rank.
2. Earn the [Swimming](#) and [Lifesaving](#) merit badges.
3. Earn the [Mile Swim BSA](#) Award.
4. Earn at least one of the following merit badges: [Canoeing](#), [Rowing](#), [Small Boat Sailing](#), [Whitewater](#).
Complete at least 25 hours of on-the-water time, applying the skills that you learned in the merit badges.
5. Complete at least 50 hours of any combination of swimming, canoeing, rowing, small-boat sailing, or whitewater activity under the auspices of the Boy Scouts of America, including time spent in requirements 2 through 4.

A gold device may be earned for each additional 25 hours of aquatic activity.

A silver device is earned for each additional 100 hours of aquatic activity.

The Scout may wear any combination of devices totaling his current number of hours of aquatic activity.



Riding

1. Earn the [First Class](#) rank.
2. Complete at least one of the following: [Cycling](#) merit badge and 100 miles of cycling; or [Horsemanship](#) merit badge and 50 miles of horseback riding.
3. Complete 200 miles of riding activities, either on a non-motorized bike or a stock animal, under the auspices of the Boy Scouts of America, including the miles in requirement 2.

A gold device may be earned for each additional 100 miles of riding.

A silver device is earned for each additional 400 miles of riding.

The Scout may wear any combination of devices totaling his current number of miles of riding.



Adventure

1. Earn the [First Class](#) rank.
2. Complete either the [Wilderness Survival](#) or the [Emergency Preparedness](#) merit badge.
3. Complete 10 of any combination or repetition of the following adventure activities under the auspices of the Boy Scouts of America:
 - a. A backpacking trip lasting three or more days and covering more than 20 miles without food resupply
 - b. A canoeing, rowing, or sailing trip lasting three or more days and covering more than 50 miles without food resupply
 - c. A whitewater trip lasting two or more days and covering more than 20 miles without food resupply
 - d. A climbing activity on open rock, following Climb On Safely principles, that includes camping overnight
 - e. Earn the [National Historic Trails](#) Award
 - f. Earn the [50-Miler](#) Award
 - g. Attend any national high-adventure base or any nationally recognized local high-adventure or specialty-adventure program

Items 3a-g may be repeated as desired. A single activity that satisfies multiple items in 3a-g may be counted as separate activities at the discretion of the unit leader. Similarly, a single activity that doubles an item in 3a-d may be counted as two activities at the discretion of the unit leader.

A gold device may be earned for each additional five activities.
A silver device is earned for each additional 20 activities.
The Scout may wear any combination of devices totaling his current number of activities.



National Medal for Outdoor Achievement

The National Medal for Outdoor Achievement is the highest recognition that a Boy Scout or Varsity Scout can earn for exemplary achievement, experience, and skill in multiple areas of outdoor endeavor.

In order for a Scout to earn the National Medal for Outdoor Achievement, the Scout must complete the following requirements:

1. Earn the [First Class](#) rank.
2. Earn the [National Outdoor Badge for Camping](#) with a [silver device](#).
3. Earn any two additional [National Outdoor Badges](#), each with two gold devices.
4. Earn the following merit badges: [Backpacking](#), [Emergency Preparedness](#), [Nature](#), and [Wilderness Survival](#).
5. Complete a 16-hour course in Wilderness First Aid from the American Red Cross, Wilderness Medical Institute, or other recognized provider.
6. Become a Leave No Trace Trainer by completing the 16-hour training course from a recognized Leave No Trace Master Educator.
7. Plan and lead, with the approval of your unit leader, an outing for your troop, team, patrol, or squad in two of the following activity areas: hiking and backpacking, aquatic activities, or riding. Include in each outing a service element addressing recreational impacts resulting from that type of activity. With the approval of your unit leader, you may plan and lead the outings for another Cub Scout pack, Boy Scout troop, Varsity Scout team, Sea Scout ship, or Venturing crew.
8. Complete at least one of the following:
 - a. Plan and lead, with the approval of your unit leader, an adventure activity identified in the [National Outdoor Badge for Adventure](#) for your troop, team, patrol, or squad.
 - b. Successfully complete a season on a council summer camp staff in an outdoor area, such as aquatics, Scoutcraft, nature/environment, climbing, or COPE.

Go here for more information:

<http://www.scouting.org/scoutsource/BoyScouts/Youth/Awards/NOA.aspx>

<http://usscouts.org/advance/boyscout/outdoor-badges.asp#camping>



YOU CAN BE PART OF THE 2013 NATIONAL JAMBOREE

The first National Jamboree held at
The Bechtel Summit in West Virginia



SCOUTS LISTEN AS A LOCAL TOUR GUIDE EXPLAINS THE HISTORY OF BOSTON



SCOUTS VISIT TIME SQUARE IN NEW YORK CITY



SCOUTS GATHER IN FRONT OF MASSACHUSETTE STATE HOUSE FOR A TROOP PHOTO



SCOUTS WAVE AT THE PHOTOGRAPHER AT HILL CUMORAH, PALMYRA, NY



SCOUTS FROM ACROSS THE NATION GATHER AT JAMBOREE FOR THE OPENING SHOW AT THE ARENA



A FEAST FIT FOR ANY GROWING SCOUT OF LOBSTER, CORN and POTATOES



SCOUTS GATHER IN FRONT OF THE MARINE CORPS MEMORIAL (IWO JIMA MEMORIAL) AT ARLINGTON



SCOUTS LOOKING OVER THE RAILING AS WATER FLOWS OVER NIAGARA FALLS

EAST COAST HISTORICAL TOUR STARTING IN BOSTON MASSACHUSETTS

Day 1: Fly from PHX to Boston, MA

Day 2: Visit Historical Boston, Lexington
Concord, and dine on fresh Maine Lobster.

Day 3: Visit the home of President's
Adams and Kennedy, Plymouth Rock, the
Basketball Hall of Fame and the
Springfield Armory in Springfield,
Massachusetts.

Day 4: Travel to New York City visiting
the USS Intrepid, Ellis Island and the
Statue of Liberty

Day 5: Ground Zero, Central Park, Wall
Street, The United Nations and Times
Square

Day 6: Board your bus with a local step-on
Tour Guide as you travel throughout NYC.

Day 7: Visit Historical Philadelphia, dine
on a genuine Philly Steak Sandwich, run
the steps of the Philadelphia Art Museum
(think Rocky). Visit the Lancaster PA
Amish community.

Day 8: Tour the Gettysburg battlefield and
town of Gettysburg then off to Ft. McHenry
the birthplace of the Star Spangled Banner.
Arrive Washington DC for evening tour.

Day 9: Visit the historical and government
sites in Washington DC.

Day 10: Visit the historical and government
sites in Washington DC.

Day 11— 20: On Monday, July 15, 2013
we will journey to the site of the 2013
National Jamboree to begin your Jamboree
experience.

Day 21: Depart the National Jamboree and
travel to Kings Island, located outside of
Cincinnati, OH for a day of water fun, fast
moving roller coasters and relaxation.

Day 22: Depart Cincinnati, OH for the
flight back home.

UP STATE NEW YORK TOUR of LDS CHURCH HISTORY STARTING IN WASHINGTON DC

Day 1: After red-eye flight from PHX to
Washington DC, begin visit of historical
and government sites.

Day 2: Visit the historical and government
sites in Washington DC.

Day 3: Visit the historical and government
sites in Washington DC.

Day 4: Travel to Ft. McHenry, the
birthplace of the Star Spangled Banner,
then off to Gettysburg battlefield. Visit the
Lancaster PA Amish community.

Day 5: Visit historic Philadelphia, dine on
a genuine Philly Steak Sandwich, run
the steps of the Philadelphia Art Museum
(think Rocky) and then on to Valley Forge.

Day 6: Travel to New York City visiting
the USS Intrepid, Ellis Island and the
Statue of Liberty

Day 7: Board your bus with a local step-on
Tour Guide as you travel throughout NYC.

Day 8: Visit Baseball Hall of Fame in
Cooperstown and then on to church history
sites in Fayette and Palmyra and view Hill
Cumorah Pageant

Day 9: Visit church history sites in
Palmyra then travel to Niagara Falls and on
to Kirtland.

Day 10: Visit historic Kirtland, OH and
surrounding areas

Day 11— 20: On Monday, July 15, 2013
we will journey to the site of the 2013
National Jamboree to begin your Jamboree
experience.

Day 21: Depart the National Jamboree and
travel to Kings Island, located outside of
Cincinnati, OH for a day of water fun, fast
moving roller coasters and relaxation.

Day 22: Depart Cincinnati, OH for the
flight back home.

WASHINGTON DC TOUR AND NATIONAL JAMBOREE

Day 1: Fly from PHX to Washington DC.
Enjoy an evening tour of the Washington
DC area before checking into your hotel.

Day 2-4: Tour sites will partially be
determined by the Troop members. Scouts
will have three days to visit historical and
government sites in and around the
Washington DC area.

Day 5: On Monday, July 15, 2013 will we
journey to the site of the 2013 National
Jamboree to begin your Jamboree
experience.

Day 14: Depart the National Jamboree and
travel to Kings Island, located outside of
Cincinnati, OH for a day of water fun, fast
moving roller coasters and relaxation.

Day 15: Depart Cincinnati, OH for the
flight back home.

**FOR DETAILED INFORMATION
ON HOW YOU CAN BE PART
OF THE 2013 NATIONAL
JAMBOREE CONTACT**

Scoutmaster Tim Wolf
twolfdaf@cox.net
(602) 790-9211

Follow us on Facebook;
2013 Grand Canyon Council-
National Jamboree Troop-1

All tour information is based on the best information we have at this time. Tour sites and itinerary will be subject to change as we move closer to the actual dates.



Boy Scouts of America Wilderness First Aid

Attention Scouts and Scouters!
All Philmont Scout Ranch and 2013 Jamboree attendees should possess a current Wilderness First Aid Certification.



Do you travel or camp in remote locations more than an hour from help? This is a 16-hour course taught by a local first responder and technical rescue professional over a period of two

days. Part A consists of classroom instruction and Part B is where students gain practical field experience. Currently scheduled dates are as follows - all courses begin at 7:00 a.m.

The total cost for both Parts A and B including all required materials is \$150.00.

Part A: May 19, 2012 at the Heard Scout Pueblo

Part B: May 20, 2012 South Mountain Park, Pima Canyon Trail-head

Part A: June 16, 2012 Grand Canyon Council HQ

Part B: June 23, 2012, South Mountain Park, Pima Canyon Trail-

Please fill out the following form and submit it with payment in full payable to Tim Wolf at P.O. Box 93213, Phoenix, AZ 85070. You will receive an e-mailed confirmation of training date and time once this registration is received:

Scout's Name and Age: _____

Address: _____

Phone: _____

E-mail: _____

Dates requested (Part A and Part B): _____

Alternate choice: _____



Phoenix Response Training

P.O. Box 93213
Phoenix, AZ 85070

Phone: 602-492-1496
Fax: 480-283-1890

Merit Badge Counselor Application Process (Grand Canyon Council)

New Merit Badge Counselors or Dropped Membership as a registered Merit Badge Counselor can follow the below Merit badge application Process:

1. Submit a completed [Adult Registration](#) form and Disclosure form (Both are the standard two part registration form).

The only signature required is of the person applying to be the Merit Badge Counselor. It is required by National that a separate application be turned in to register as a Merit Badge Counselor.

Notes:

- a. If the Individual on the application wants to register as a Merit Badge Counselor and as a Scout Unit Leader or as a Member of Committee the two additional signatures will be required to approve the Scout Unit Position. With two positions being applied for it is required to have a copy to process **two separate applications**.
- b. If the applicant is already approved and registered in a unit as a leader or as Member of Committee, another adult application is still required be filled out and turned in to register as a Merit Badge Counselor.
- c. The Merit Badge registration is good for the current year. Annual registration starts in March and drops the end of February. Please check with your District Executive to know if your leaders are currently registered as Merit badge counselors.

2. Submit a copy of the Youth Protection Card (always required to be turned in with every adult application)

3. Submit the [Merit Badge Counselor registration form](#)

Notes:

- a. This form is a separate form that explains what merit badges will be taught and specifies in which areas the Counselor prefers to assist (unit scouts, district wide scouts, or council wide scouts).
- b. If the applicant is already registered as a Merit Badge Counselor for the current year and would like to update or add additional merit badges they would like to teach; this form can be submitted without the Adult registration form.

There will be a merit badge counselor training June 7th from 7pm-8:30pm at the LDS church: 6001 S Lakeshore Dr., Tempe, AZ. There is no cost for this course. All adults who would like to be a merit badge counselor or are a merit badge counselor are encouraged to attend. This course will be a repeat of the course offered June 2nd at advancement day. There is no cost for this course.

Newest Eagle Scouts Congratulations!

MAY

Nathaniel Thomas Christianson Troop 278

Daniel John Holland Troop 172

Johnathan Duwayne Ivey Moyer Troop 697

Thank you to the Eagle Board for all that you do!!

Helpers are needed at the Eagle Boards held the *FOURTH* Tuesday of each month (except in December when it's held on the third Tuesday.) If you can assist or for more information – please contact the new Eagle Board Chairman - Jeff Koski; 480 361-3052 . [June Eagle Board 6-26-12.](#)



Please remember that final projects are due to the Eagle Board Chairman 2 weeks prior to each month's Board of Review!!



NOTE ALL ASSISTANT SCOUTMASTERS
(including 18 year old ASMs) and
SCOUTMASTERS MUST BE BASIC TRAINED THIS
YEAR TO RE-REGISTER!!

You can see what training anyone has by doing the following:

- 1) Log onto www.myscouting.org
- 2) Click on Training Validation on the left
- 3) Click on All Training
- 4) Select search by: membership ID
- 5) Enter the membership ID of the registered adult

WHAT MAKES A TRAINED LEADER?



Prepared. For Life.™



Adult leaders in units are considered trained, and eligible to wear the official *Trained* emblem, once they have completed Youth Protection Training and the training courses outlined below, or have completed Youth Protection Training and a previous basic training course when it was current.

Youth Protection Training* is a joining requirement for all registered adults and must be retaken every two years!

CUB SCOUTING

Leader-Specific (by position)

BOY SCOUTING

Leader-Specific (by position)**
Introduction to Outdoor Leader Skills***

VARSITY SCOUTING

Varsity Scout Leader-Specific
Introduction to Outdoor Leader Skills***

VENTURING & SEA SCOUTS

Adults in Crews: Venturing Leader Specific
Adults in Ships: Sea Scout Adult Leader Basic

Need Help?

Contact the National Council – Boy Scouts of America
Program Impact – Volunteer Training Team

Mark Griffin	mark.griffin@scouting.org	972-580-2211
Ron Timmons	ronald.timmons@scouting.org	972-580-2459
Peter Self	peter.self@scouting.org	972-580-2417
Oscar Santoyo	oscar.santoyo@scouting.org	972-580-2488
Judy Maldonado	judy.maldonado@scouting.org	972-580-2449

- * E-Learning page at www.myscouting.org
- ** Troop Committee Challenge* is position specific for troop committee members
- *** Not required for committee positions
- + Chartered Organization Representatives take *This Is Scouting**, and Chartered Organization Representative Training

3/15/2012

Age Guidelines for Tool Use and Work at Elevations or Excavations

Training and Supervision

The use of tools, by any youth or adult, requires training in the proper use of those tools before a project starts and continuous, qualified adult supervision and discipline during the project. Manufacturers' literature and age and skill restrictions shall supersede the recommendations on the chart below. If there is a conflict, leaders shall follow the most restrictive guidelines. The table below is not comprehensive; if in doubt, adults should be recruited for all tool use or job functions that might be dangerous.

Note on Personal Protective Equipment

Appropriate personal protective equipment (PPE) must be used at all times when using hand or power tools. Types of personal protective equipment include the following:

- Work gloves
- Safety glasses
- Safety helmets
- Earplugs or muffs
- Steel-toed shoes
- Protective aprons
- Safety face shields
- Other personal safety equipment as defined by OSHA standards

Hand Tools

Type of Tool	Youth Up to Age 14	Youth 14 Years and Older	Youth 16 Years and Older
Leaf/grass rake			
Hoe			
Shovel			
Hand clipper (small)			
Screwdrivers			
Nail hammer			
Handsaw			
Trowel			
Hose spray washer			
Wood sanding block (handheld)			
Wood chisel (Scouts with Totin' Chip)			
Pocketknife (Scouts with Whittling Chip or Totin' Chip)			
Pickaxe			
Mattock			
Posthole digger			
Wheel cart (1-, 2-, or 4-wheeled)			
Paint roller with extension pole			

Note: Shaded areas indicate age-appropriate use.

Power Tools

Type of Tool	Youth Up to Age 14	Youth 14 Years and Older	Youth 16 Years and Older
Screwdriver (electric)			
Handheld sander (small)			
Cutting tools (e.g., Dremel®, small)			
Paint sprayer (small, less than 50 psi)			
Residential lawn mower (self-propelled, riding)			
Commercial lawn mower (push, self-propelled, riding)			
Line trimmer (electric, gas-powered)			
Edger (electric, gas-powered)			
Leaf/grass blower (electric, gas-powered)			
Hedge trimmer (electric, gas-powered)			
Belt sander (electric, cordless)			
Pressure washer (>50 but <100 PSI)			
Circular, reciprocating, jig, or radial saw			Age 18 and older
Band and scroll saws			Age 18 and older
Router/planer			Age 18 and older
Chain saws			Age 18 and older
Log splitters			Age 18 and older
Wood chippers			Age 18 and older

Note: Shaded areas indicate age-appropriate use.

Working at Heights and Elevations

Heights and elevations are measured from the bottom of the shoes or boots above the ground level or floor.

Elevation of Work	Youth Up to Age 14	Youth Age 14 or Older
Up to 4 feet	Step stools*	
Above 4 feet	Not permitted	A 6-foot ladder is permissible with the manufacturer's recommended practices.
On scaffolds (above 4 feet)	Not permitted	Age 18 or older
Open platforms (above 4 feet) with proper fall protection**	Not permitted	Age 18 or older

Fall Protection Requirements According to OSHA Standards

29 CFR—Subpart M, 1926.500, 1926.501, 1926.502, and 1926.503

*Step stools, with one or two steps, are permissible for use by youth if the total height is 4 feet or less.

**Proper fall protection would require the use of full-body harnesses, helmets, and the ability to be anchored to a stable object. Refer to safety practices from the BSA's Project COPE and climbing national standards.

Note: Pioneering projects, such as monkey bridges, have a maximum height of 5 feet. Close supervision should be followed when Scouts are building or using pioneering projects.

Excavations

Youth or adults are not permitted to work in any excavation areas greater than 4 feet in depth, such as trenches for plumbing, digging wells, or building foundation work.

Youth can work on hiking and biking trails or other similar work where the depth of digging is not greater than 4 feet. Digging postholes for fences, gates, etc., is permissible if the depth is limited to 48 inches (4 feet) and the width is limited to 18 inches (1.5 feet).

It is critical to locate all underground utilities (e.g., water, gas, electric) at the site before any work begins. Most states have "call before you dig" call centers to assist with this effort.



BOY SCOUTS OF AMERICA®

2012 University of Scouting

November 3, 2012



Classes run from 8 am to 3:30 pm.

Registration is open at
www.grandcanyonbsa.org

Cost: \$15 – Adult Participant
\$10 – Staff-Participant (Staff also taking at least 1 course)

\$5.00 discount for participants registered before
Monday, October 15, 2012

BIGGER, BETTER and still at the **HEARD SCOUT PUEBLO**, the Grand Canyon Council Training Team has moved *University of Scouting 2012* to Saturday, November 3, 2012. This supplemental training for adult leaders still offers fun, learning, and fellowship for all who attend. Also, there is an **expanded Midway** with more “hands on” activities.

Over 50 different courses to choose from!

Many of the traditional University of Scouting courses in the colleges of **Advancement, Leadership, Outdoor Skills, Programs, Scout is Reverent, Varsity, Venturing, and Unit Management** will still be there, along with many new courses. **CHECK IT OUT!**

Register early to receive the discount. As courses are added, you may change your schedule at no additional fee. Cannot find a course you think we need? Contact Tom McKinley below and let's see what can be done – this training is for you!!

REGISTER NOW!!!

Contact: Tom McKinley, tom.mckinley@cox.net, 480-794-1156
for more information or to volunteer!

Better Trained Adults = Better Youth Programs

University of Scouting is the 1st Sat of November. They are looking for people to help with some hands on practice areas. If you are interested in helping out, please let us know. Current areas are:

- *Fire building*
- *Model Campsite – Survival and Winter options.*
- *Orienteering Course – compass or GPS – Geocaching*
- *Lashing Yard*
- *Ask merchants to demo equipment (REI)*
- *First Aid practice area*
- *COPE*
- *Aquatics???* (Beyond plan)
- *Can Archery go live?*
- *Tote 'n' Chip Yard*
- *Search & Rescue Signals*
- *Amateur Radio?? – UoS on the air.*
- *Modern Tech & Scouting – Solar power, Apps*
- *Photography*

More information on the University of Scouting can be found here:

<http://www.uosgrandcanyon-bsa.org/>

SALT RIVER DISTRICT -- FALL CAMPOREE
Sept 21-23, 2012 AT CAMP GERONIMO

100th Anniversary of the State of Arizona

Our District Fall Camporee will celebrate AZ being a State – 100 yrs. ago. Do you know what Arizona is known for? It's called the 5 "Cs".

Cotton, Climate, Cattle, Copper and Citrus

Dress the part at this year's camporee – You have lots of choices – you can come as a Copper miner (Copper), or a Cowboy (Cattle). They are both part of our theme this year. Be proud of our State – come and celebrate a great 100 years. Rename you patrol to a name with a brand from an AZ cattle ranch – or pick a copper mine name.

Cost - \$6.00 per scout or adult

Scouts and Webelos invited

Lunch is provided on Saturday

Awards for top 3 Troops or Packs – 350 points possible

50 Points for Early Registration –by Sept Roundtable

100 Points for Campsite Inspection – go with the theme

100 Points - Uniform Inspection including 10 for kerchief

50 Points for attendance at Cracker-barrel 9 PM - SM & SPL

50 Tour Permit posted at camp site

Each of the 7 Activity events will also award 1st, 2nd and 3rd place recognition and prizes to best three patrols.

Lunch on Saturday will be provided –

On-Line registration available through District website

Each Scout and Adult will receive Camporee Patch

See you there.

SALT RIVER DISTRICT -- FALL CAMPOREE

Sept 21-23, 2012 AT CAMP GERONIMO

Agenda

Friday Sept 21, 2012

Registration – 3:00 PM – 9:00 PM
Arrive and set up Camp – Eat dinner at your campsite
Cracker-barrel at Dinning Hall - 9 PM to 10 PM (SM and SPL)
Lights out 10:30 PM

Saturday Sept 22, 2012

Wake up - 6:00 AM
Breakfast - get camp site ready for inspection
Uniform Inspection - 7:30 AM by Flag Pole by dining hall
Flag Ceremony right after uniform inspection.
Go back to Camp to get ready for classes

Saturday Morning Activities

30 Minute Activities offered 6 times as follows – No tickets needed.
Patrol chooses which activities to go to and in what order. If you go to Gold Panning you will only have time to go to 4 activities below.

Period 1: 8:00 to 8:30	Period 4: 10:00 to 10:30
Period 2: 8:40 to 9:10	Period 5: 10:40 to 11:10
Period 3: 9:20 to 9:50	Period 6: 10:20 to 10:50

Careful walking the Plank, you will get wet! – by the Lake
Cotton ball shooters – Webelos required activity – Scoutcraft
Copper Miners Fire and Cooking - near Scoutcraft (cooking MB area)
Current event debaters - Inside Dinning Hall - Staff area
Citrus (water balloon) launcher - Open area by flagpole
Crazy Wild West Show - Quick Draw Contest – First Aid Bldg.

SALT RIVER DISTRICT -- FALL CAMPOREE

Sept 21-23, 2012 AT CAMP GERONIMO

Copper and Gold Panning – 70 Minute Activity (need ticket) – need a 5 gallon plastic bucket and at least one shovel for each patrol – you may get your feet wet going into the stream – if your patrol has gold pans please put your name on them and bring. Get Ticket when you check in on Friday night – adults do not need tickets.

Class 1: 8:00 to 9:10 Where stream meets road near Scoutcraft.

Class 2: 9:20 to 10:30

Class 3: 10:40 to 11:50

Lunch Noon to 1:00 PM – provided in the dining hall –

Award Ceremony 1:30 PM to 2:00 PM

Awards for top 5 Troops or Packs – 350 points possible

50 Points for Early Registration –by Sept Roundtable

100 Points for Campsite Inspection – go with the theme

100 Points - Uniform Inspection including 10 for kerchief

50 Points for attendance at Cracker-barrel 9 PM - SM & SPL

50 Tour Permit posted at camp site

Early check Out Procedures

Those troops that will be checking out after Award Ceremony – please arrange a camp site inspection from staff before the awards ceremony (Right after lunch). We ask that you officially check out so we know you are leaving and so we can give you your camporee patches. Each scout and adult will receive a custom – Fall Camporee 2012 patch.

Saturday afternoon activities – 2 PM to 5 PM we will discuss what Sat Afternoon activities will be available during the Cracker Barrel Friday Night.

This is also a great time to get to know Camp Geronimo – will have instructions for the Toten to Toten hike during check in Friday night.

SALT RIVER DISTRICT -- FALL CAMPOREE Sept 21-23, 2012 AT CAMP GERONIMO

Dinner Saturday 5:00 PM to 7:00 PM – each troop on your own

Campfire 7:30 PM to 8:30 PM - turn in skit on Friday at check in
Lights out 10:30 PM

Sunday – September 23, 2012

Wake up – Breakfast – Pack everything up – arrange for a camp site inspection so you get your custom 2012 Camporee patch. Also we appreciate if you fill out an evaluation form. Mark your calendar for the same weekend next year - 2013 Fall Camporee –at Geronimo.

Sunday Camp Check out Procedures.

This year the camp requires that each troop must have a formal check out procedure. When you are ready to check out please contact one of the staff and request a check out time. We will come with you to inspect your campsite to be sure that all platforms have been put back in SM cabin or in a protected area , that fires are completely out (you must be able to put your bare hand into the fire as far as possible) and that there is no damage or trash. Toilet and Ramada areas must be clean. Upon checking out of camp we will give you your Camporee patches. No trace – please leave our campsites better than what we found.

Fire Restrictions

We will keep everyone posted as to fire restrictions. It may not be possible to have a campfire in your camp if fire restrictions are in place. If fire restrictions are not in place we must be careful with campfires. Fires that are not attended must be completely out. Fires can only be built in designated campfire places.

SALT RIVER DISTRICT -- FALL CAMPOREE

Sept 21-23, 2012 AT CAMP GERONIMO

Weather - Toilets - Water

Expect the weather to be warm - Should go down at night but during the day may be in the 80s or higher. Always prepare for rain. There will be flushing modern toilets in most campsites. Please bring your own toilet paper and garbage bags. There will be dumpsters to put trash in. All trash put in dumpsters must first be put in a plastic bag. Water will be available at all campsites. There are no tents, each unit should bring their own tents.

First Aid - Safety

Please report any injuries to medical staff at Dining Hall. Each unit should bring a first aid kit and plenty of water for scouts to have during Saturday. Suggest that leaders provide cold water bottles to their scouts on Saturday. Encourage scouts to drink water often. Please be sure that no rocks are thrown and that your scouts act safely in all they do. Please have scouts follow the buddy system. Let's do our best to make this an accident free Camporee.

Preparation for Events

Please bring a shovel and bucket for gold panning. Events will be competitive with prizes given out to the three best patrols/packs at the award ceremony. Each event will require the patrol to give their patrol name and yell. Points will be awarded not only for best time or score but also for conduct, working together and organization.

Uniform Inspection

As in prior years - SPL will be expected to perform the uniform inspection for their troop - this will be done on the attached uniform inspection form – at 7:30 AM on Saturday morning. Additional forms are available during registration. The SPL will inspect each scout's uniform just before the flag ceremony, complete the form, and stand first in line with the completed form. An inspector will come by either before or just after the flag ceremony and review and collect the forms. This year ten points (out of 100) will be given for either a matching scarf, arm band or hat

SALT RIVER DISTRICT -- FALL CAMPOREE

Sept 21-23, 2012 AT CAMP GERONIMO

Campfire Skits

Campfire Saturday Night 7:30 to 8:30 - turn in skits on registration form.

Campsite Inspections

Camp Sites – 10 extra points for going with the theme – when you prepare your menu, use theme names for the food with a “C” and be sure to post your menus. Consider Renaming your camp site to a theme name – a famous copper mine or cattle brand. Be sure to post the name so we can see it. Post an Arizona Flag – you could make your camp look like a cattle camp, miner camp, citrus farm or cotton farm. Be creative – have fun.

Be sure to post your unit number somewhere and if you are sharing a campsite be sure inspectors know where each unit is.

Vehicles

After you check in at the Dining hall upon entering camp, only one equipment vehicle will be allowed to transport camp equipment to camp site. Scouts are expected to walk. All vehicles must be removed to parking lot before or Council said they will be subject to a \$50 fine. We want to be sure we follow all Camp rules and ask that you pay particular attention to this rule – thanks for understanding. All vehicles must be out of Camp by Cracker-barrel (9 PM), unless special permission has been obtained with a special pass for a medical concern. Equipment trailers can stay at campsite so long as two vehicles are in parking lot.

If you would like to Help

We need troops and adults to help run events, help with lunch, registration, uniform inspection, camp site inspection and many other items. Please contact Dan Bang or Roy Hollis or let us know on your registration form. Thanks so much for making this a great camporee.

Evaluation Questionnaire

This questionnaire was developed to help improve your next Camporee. Please discuss this with the members of your unit, and turn it in when you check out. Any ideas or suggestions are welcome.

Please grade us on a 100 point scale ... just like summer camp ... we use this stuff ... please participate

	Points	Comments
Camporee Packet		
Basic instructions at Roundtables		
Instructions given at competition		
Camp		
Registration Process		
Cracker barrel		
Flag Ceremonies		
Events		
Campfire		
Awards Ceremony		
Camporee (overall)		

What events were best-liked?

What events were least-liked?

(optional) Name _____ Unit _____

I would like to help plan next year's Camporee. My phone number is _____.

Thanks! See you next year!

ATTENDANCE ROSTER

Please turn this in at Registration

Unit Number _____ Troop or Pack _____ Leader Name _____

Other Leader Names _____

Total Adults _____ Scouts _____ Webelos _____ Grand Total _____

Youth Leaders _____

Patrol Name _____ Patrol Name _____

1. P.L. _____ 1..P.L. _____

2. A.P.L. _____ 2. A.P.L. _____

3. _____ 3. _____

4. _____ 4. _____

5. _____ 5. _____

6. _____ 6. _____

7. _____ 7. _____

Patrol Name _____ Patrol Name _____

1. P.L. _____ 1. P.L. _____

2. A.P.L. _____ 2. A.P.L. _____

3. _____ 3. _____

4. _____ 4. _____

5. _____ 5. _____

6. _____ 6. _____

7. _____ 7. _____

Duty Roster and Menu

Be sure to post in your camp for camp inspection

TROOP: _____ Patrol: _____

M E N U	<u>Friday Dinner</u>	<u>Sat Breakfast</u>	<u>Sat Dinner</u>	<u>Sun Breakfast</u>
DUTY ROSTER				
HEAD COOK				
ASST COOK				
FIREMAN				
WATERMAN				
CHIEF CLEANUP				
ASST CLEANUP				
ASST CLEANUP				
CAMPSITE CLEANUP				

CAMPSITE INSPECTION CHECKLIST

Troop # _____

Campsite # _____

Each item is worth 10 points each.

Points	Inspection Items	Comments
	Tents are arranged by Patrol. All tents are zipped closed, personal gear stowed <u>or</u> inside the tent. ALL GUY LINES ARE MARKED WITH SAFETY RIBBON.	
	Patrol Duty Rosters posted and Patrol Menus posted. (5 pts each)	
	Troop gear is stowed neatly.	
	Kitchen Area clean and neat. (If no Kitchen area then it is Clean and Neat!)	
	Food is properly stored (If no food storage visible then assume it is properly stored.)	
	Campfire and circle shows evidence of proper fire treatment.	
	First Aid Kit is easily accessible and is clearly marked.	
	American flag is properly displayed and Troop flag is displayed. (5 pts each)	
	Surrounding area is free of trash and the Latrine is neat and clean.	
	<p>Exceptional campsite that exceeds basic campsite requirements</p> <p>Examples of an exceptional campsite include, but are not limited to:</p> <ul style="list-style-type: none"> a. A removable gateway b. Campsite definition – go with the Theme c. Useful camp gadgets (Lashed items) 	

	Total Points Awarded
--	-----------------------------

Inspector: _____

CAMPSITE CHECKOUT FORM

Troop # _____

Campsite # _____


Completed	Inspection Items	Comments
	Campsite is clean, looks good – no paper on ground	
	Campfire is completely out (must be able to put your bare hand all the way into the ashes – as deep as you can – no warmth)	
	Tent platforms are in SM cabin	
	All trash has been put in plastic bags and put in dumpster	
	Tables have been wiped clean	
	Toilets are clean, hose, if any, is coiled. Floor around toilets is clean,	
	Fire circle area is clean – seats (if any) wiped clean.	
	Bulletin boards (if any) are empty – no papers hanging (unless they were there before you came)	
	Extra wood has been stacked nicely -	
	Water is turned off.	



Senior Patrol Leader _____ All of the above is complete



Inspector: _____

When you are ready to check out – Please complete this form – Senior Patrol Leader should check each area as completed and sign form. Then please find a staff person to have them also sign and bring form to Dinning Hall to check out and get your patches. Thanks for coming. Please also turn in your evaluation form.



June 2012





Date	Day	Time	Event	Details
2	Sat	7:30AM	Advancement Day	Advancement Day flyer and schedule
2-9	Sat-Sat	11:00AM	SC Geronimo 1	 Geronimo Summer Camp Week 1
7	Thu	7:00PM	Round Table	The monthly Salt River Round Table is an opportunity for Unit Leaders to share their experiences and learn about District activities - Location - recommended for all Cub Scout, Boy Scout, Varsity and Venturing leaders.
7	Thu	7:00PM	LDS/SRD Relations Committee	Meets during Roundtable every other month
9-16	Sat-Sat	11:00PM	SC Geronimo 2	 Geronimo Summer Camp Week 2
16	Sat	8:30AM	Electricity MB	 <p>SRP is offering its Electricity Merit Badge Clinic which includes a wealth of information and hands-on activities. Scouts are required to complete homework assignments before the clinic and attend wearing Class A uniforms. The clinic is limited to 40 Scouts who have achieved at least the First Class rank. There are some requirements that need to be completed prior to the clinic, so register as early as possible.</p>
16-23	Sat-Sat	12:00PM	SC Geronimo 3	 Geronimo Summer Camp Week 3
19	Tue	7:00PM	Key 3	Key 3 Committee Mtg
23	Sat	7:30AM	Advancement Day	Advancement Day flyer and schedule





23	Sat	8:00AM	Wet N Wild Scout Day	<p>Scout can enjoy a day of fun and sun at the Wet N Wild water park (located at 4243 W. Pinnacle Peak Road, Glendale, Arizona) while working towards the Swimming Belt Loop, Aquanaut Pin or First Aid Merit Badge! All scouts will receive an exclusive Wet 'N' Wild Patch. Scouts receive discount admission and BBQ!</p> <p>Schedule:</p> <ul style="list-style-type: none"> • 8:00 - 10:00am Workshops • 10:00am Park Opens • 12:00 - 1:00pm Optional Catered Meal • 10:00pm Park Closes <p>Click for the registration form.</p>
23-30	Sat-Sat	11:00AM	SC Geronimo 4	 <p>Geronimo Summer Camp Week 4</p>
24	Sun	11:00AM	Israeli Scout Caravan	<p>ISRAELI TZOFIM SCOUT CARAVAN 2012 - FOR ALL AGES (Preschool Thru 100+) Uniforms are recommended, no event charge:</p> <p>Temple Beth Shalom, 10220 N. 101st Avenue, SUN CITY</p>  <p>Sun City</p> <p>Enjoy the dancing and music of these ten 16 and 17 year old Israeli boys and girls. Boy Scouts can receive credit for the Requirement 7E and chance to complete 7C of the CITIZENSHIP IN THE WORLD merit badge. Girl Scouts can credit for some requirements. For more information call 602-265-2251 or 480-216-4280. Special Tzofim patches and other items will also be available for purchase. Come as a family for even more fun!</p>

24	Sun	4:30PM	Israeli Scout Caravan	<p>ISRAELI TZOFIM SCOUT CARAVAN 2012 - FOR ALL AGES (Preschool Thru 100+) Uniforms are recommended, no event charge: Temple Chai, 4645 E. Marilyn Road, PHOENIX</p>  <p>Phoenix</p> <p>Enjoy the dancing and music of these ten 16 and 17 year old Israeli boys and girls. Boy Scouts can receive credit for the Requirement 7E and chance to complete 7C of the CITIZENSHIP IN THE WORLD merit badge. Girl Scouts can credit for some requirements. For more information call 602-265-2251 or 480-216-4280. Special Tzofim patches and other items will also be available for purchase. Come as a family for even more fun!</p>
25	Mon	7:00PM	Israeli Scout Caravan	<p>ISRAELI TZOFIM SCOUT CARAVAN 2012 - FOR ALL AGES (Preschool Thru 100+) Uniforms are recommended, no event charge: Har Zion, 6140 E. Thunderbird Road, SCOTTSDALE</p>  <p>Scottsdale</p> <p>Enjoy the dancing and music of these ten 16 and 17 year old Israeli boys and girls. Boy Scouts can receive credit for the Requirement 7E and chance to complete 7C of the CITIZENSHIP IN THE WORLD merit badge. Girl Scouts can credit for some requirements. For more information call 602-265-2251 or 480-216-4280. Special Tzofim patches and other items will also be available for purchase. Come as a family for even more fun!</p>

26	Tue	7:00PM	Israeli Scout Caravan	 <p>ISRAELI TZOFIM SCOUT CARAVAN 2012 - FOR ALL AGES (Preschool Thru 100+) Uniforms are recommended, no event charge: Congregation Or Chadash, 9096 E. Bahia Dr, Scottsdale</p> <p>Enjoy the dancing and music of these ten 16 and 17 year old Israeli boys and girls. Boy Scouts can receive credit for the Requirement 7E and chance to complete 7C of the CITIZENSHIP IN THE WORLD merit badge. Girl Scouts can credit for some requirements. For more information call 602-265-2251 or 480-216-4280. Special Tzofim patches and other items will also be available for purchase. Come as a family for even more fun!</p> <p>Scottsdale</p>
26	Tue	7:00PM	Eagle Board	 <p>Eagle Board of Review and Project Reviews - Location</p>
27	Wed	7:00PM	Israeli Scout Caravan	 <p>ISRAELI TZOFIM SCOUT CARAVAN 2012 - FOR ALL AGES (Preschool Thru 100+) Uniforms are recommended, no event charge: Temple Solel, 6805 E. McDonald Drive, PARADISE VALLEY</p> <p>Enjoy the dancing and music of these ten 16 and 17 year old Israeli boys and girls. Boy Scouts can receive credit for the Requirement 7E and chance to complete 7C of the CITIZENSHIP IN THE WORLD merit badge. Girl Scouts can credit for some requirements. For more information call 602-265-2251 or</p> <p>Paradise Valley</p>

				480-216-4280. Special Tzofim patches and other items will also be available for purchase. Come as a family for even more fun!
28	Thu	7:00PM	Israeli Scout Caravan	 <p>Sedona</p> <p>ISRAELI TZOFIM SCOUT CARAVAN 2012 - FOR ALL AGES (Preschool Thru 100+) Uniforms are recommended, no event charge: Jewish Center of Sedona/Verde Valley, 100 Meadowlark Dr, SEDONA Enjoy the dancing and music of these ten 16 and 17 year old Israeli boys and girls. Boy Scouts can receive credit for the Requirement 7E and chance to complete 7C of the CITIZENSHIP IN THE WORLD merit badge. Girl Scouts can credit for some requirements. For more information call 602-265-2251 or 480-216-4280. Special Tzofim patches and other items will also be available for purchase. Come as a family for even more fun!</p>
28	Thu	7:00PM	SRD Committee Mtg	The monthly Salt River Committee Meeting for District leadership - Canceled
29	Fri	7:30PM	Israeli Scout Caravan	 <p>Phoenix</p> <p>ISRAELI TZOFIM SCOUT CARAVAN 2012 - FOR ALL AGES (Preschool Thru 100+) Uniforms are recommended, no event charge: Sister Cities Performance Center, (location TBA or Call below), PHOENIX Enjoy the dancing and music of these ten 16 and 17 year old Israeli boys and girls. Boy Scouts can receive credit for the Requirement 7E and chance to complete 7C of the CITIZENSHIP IN THE WORLD</p>

				merit badge. Girl Scouts can credit for some requirements. For more information call 602-265-2251 or 480-216-4280. Special Tzofim patches and other items will also be available for purchase. Come as a family for even more fun!
30-7	Sat-Sat	11:00AM	SC Geronimo 5	 Geronimo Summer Camp Week 5
July 2012				
Date	Day	Time	Event	Details
1	Sun	12:00PM	Training	A matrix which contains what training is required for every position is HERE . More training classes are available here .
5	Thu	7:00PM	Round Table	The monthly Salt River Round Table is an opportunity for Unit Leaders to share their experiences and learn about District activities - Location - recommended for all Cub Scout, Boy Scout, Varsity and Venturing leaders. - Canceled
7-14	Sat-Sat	11:00AM	SC Geronimo 6	 Geronimo Summer Camp Week 6
7	Sat	12:00PM	Scoutmaster & ASM Specific Training	 Salt River District is hosting this event locally. Mandatory for Scoutmasters and Asst. Scoutmasters More is here .
14	Sat	7:00AM	Introduction to Outdoor Leader Skills In ONE Day!	 Salt River District will be hosting this training Locally. Not a campout. Most of the training will be indoors. Mandatory training for all Scoutmasters, Asst. Scoutmasters,

				<p>Varsity Coaches and Asst. Varsity Coaches and Venturing Advisors. Recommended for Webelos Leaders. More information and registration is here.</p> <p>Leaders who have helped Scouts to 1st class for 2 years or more may be able to test out of this course. Email Bill Nelson.</p>
14-21	Sat-Sat	11:00AM	SC Geronimo 7	 <p>Geronimo Summer Camp Week 7</p>
17	Tue	7:00PM	Key 3	Key 3 Committee Mtg - Canceled
21-28	Sat-Sat	11:00AM	SC Geronimo 8	 <p>Geronimo Summer Camp Week 8</p>
23-27	Mon-Fri	12:00PM	National Youth Leadership Training	 <p>Grand Canyon Council's National Youth Leadership Training (NYLT) course. ~ R-C* - Sign up</p>
24	Tue	7:00PM	Eagle Board	 <p>Eagle Board of Review and Project Reviews - Location</p>
26	Thu	7:00PM	SRD Committee Mtg	The monthly Salt River Committee Meeting for District leadership

Join BSA National's Scouting Research Panels

WANTED: Boy Scouts and Venturing Scouts 14 years of age or older, adult volunteers of any program, and parents of Cub Scouts who want to give their opinions! The Research & Program Innovation Department is looking for people to be a part of our research panel. As a member of the panel, you will receive surveys (no more than three per year) regarding new programs or proposed changes to existing Scouting programs. To register, click on the link below:

<http://www.scouting.org/about/research/ResearchPanel.aspx>.

For those who don't know: Council has changed the Tour Permit form - it is now called a Tour Plan. You can submit it by paper or online (the online version will be updated next month.) For more information see:

<http://grandcanyonbsa.org/openrosters/ViewOrgPageLink.asp?LinkKey=33766&orgkey=62>





Remember, there is no Roundtable in JULY!

Roundtable	<p>The first Thursday of each month (except July) at the Lakeshore LDS Church (north of Guadalupe on Lakeshore)</p> <p>Next meeting Thursday, June 7</p> <p>Please submit announcements at least one week in advance to George Harris, gdh2796@cox.net</p>
District Website	<p>http://www.azscout.org <i>Select Salt River District for the Unit.</i></p>

Want Ads

The District is in need of Volunteers to help keep it running smoothly, keeping units informed, trained, and ensuring more fun for all our scouts. We have some specific positions to be filled, but there are a lot of other places where we can use members at large. Come join us and share your heart and brain with the rest of us.

Trainers – All Levels, Commissioners – All Levels

Many areas need committees or several scouters to make things work. We are always in need of Commissioners and Trainers. Individual events, like Camporee, Webelos Woods, Pinewood Derby, Fishing Derby, etc. need committees to run these events.

For cost reasons, the Grand Canyon Council will no longer be distributing flyers at roundtable. We will send announcements out via this email group. Adult leaders please join this group and receive all the info!!!

Cub Scout Leaders should send an email to:
srdcubs-subscribe@yahoogroups.com

Boy Scout, Varsity, Venturing and District leaders should send an email to:
srdscouts-subscribe@yahoogroups.com

The Petroglyphs is a publication of the Salt River District. All you see above comes from various sources in the District. News and items are encouraged from any Scouter. Please contact the Editor with your items at least 2 weeks in advance of the next Roundtable to ensure publication.

Editor	Claudia Gray	480 961-3060	cggray@cox.net
District Executive	Kasey Green	602 955-7747 x225	kmgreen@grandcanyonbsa.org
District Chairman	Don Fletcher	602 471-8185	dfletcher@lakeandcobb.com
District Commissioner	Michael Forrest	480 204-4611	mikeaforrest@hotmail.com

For a listing of the District Committee
Visit the District Website: <http://www.azscout.org>.