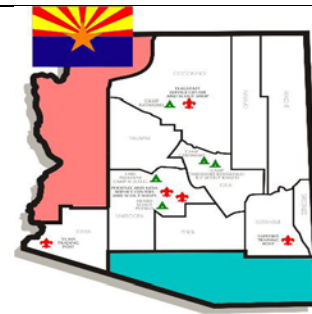




Salt River District
Petroglyphs
May 2012



District Happenings

Flyers and further details may also be available on the District Web Site

Grand Canyon Council B.S.A.
Salt River District

JUNE
ADVANCEMENT DAYS

June 2, 2012
And
June 23, 2012

7:15 a.m. to 11:45 a.m.

L.D.S. Tempe Stake Center
2707 S. College Avenue
Tempe, Arizona

(S.E. corner of College and Alameda)

Registration Deadline

Tuesday,
May 21, 2012

E-mail: advanceday@hotmail.com

Salt River District Merit Badge Advancement Days Summer 2012

Instructions for Scouts

1. Select one or two merit badges per Advancement Day that you would like to prepare for.
2. Obtain an "Application for Merit Badge" (blue card) form No. 634124 for each merit badge you choose, and fill in the required information.
3. Return the cards to your unit leader for approval. There is a \$1.00 fee per advancement day to cover expenses of the event. Depending on your unit's bylaws, the fee will either be paid by yourself or by your unit.
4. Obtain and study the merit badge books. Complete all of the requirements listed in the prerequisites section of this advancement day packet for the merit badges you have chosen.
5. On Advancement Day, bring your merit badge books, notepad, pen, completed prerequisites, merit badge applications (blue cards), and any additional materials you have prepared. Counselors will not sign off prerequisite requirements that have not been completed or brought with you on Advancement Day.
6. Wear your scout uniform – clean, buttoned up and neatly tucked in.
7. Hot dogs, candy and soft drinks will be sold during the break.

General Information

- At least one responsible adult representing your unit must be in attendance on Advancement Day.
- The Scout Oath and Law are the conduct guidelines at all scout activities. If a scout's behavior becomes disruptive or inappropriate, he will be asked to call his parents and be picked up. He will not be able to continue with remaining merit badge sessions for that day.
- There is a \$1.00 fee per Scout per Advancement Day to cover printing, postage and miscellaneous expenses. Fees are not refundable, but are transferable.

Registration Information

- Registration deadline for guaranteed space is May 21, 2012. Registrations received thereafter will be processed on a space available basis. Auto Maintenance merit badge will be limited to first 10 scouts per class to register.
 - Registration is considered received when both the registration form and corresponding payment have been received.
 - Scouts can register for a maximum of two merit badges per Advancement Day. Note that some merit badges require both sessions (7:30-11:45) during an Advancement Day.
1. Please complete the Salt River District Advancement Day Registration form. Electronic registration (emailing an excel spreadsheet) is optional but greatly preferred. A copy of a blank excel spreadsheet is available on the Salt River District Website (Azscout.org) see calendar or you can request one at advanceday@hotmail.com. Please sign up as a troop, instead of having each scout sign up on his own.

- Send printed copy of registration forms, with check payable to *Grand Canyon Council BSA*, to the address listed below. Please do NOT send any blue cards with your registration. Please do not wait to pay until the day of the event.

Salt River District Advancement Day
 Daniel Bang
 2016 E. Carmen St.
 Tempe, AZ 85283

- If you have any questions please call Daniel Bang at 480-839-3223 or send an email to advanceday@hotmail.com.

Location and Schedule

<u>Location</u>	<u>Advancement Day Dates</u>	<u>Schedule</u>
LDS Tempe Stake Center 2707 S. College Avenue (S.E. corner, College & Alameda)	Saturday, June 4, 2011 Saturday, June 25, 2011	7:00 a.m. Doors Open 7:15 a.m. Opening Ceremony 7:30 – 9:30 Session One 9:30 – 9:45 Break 9:45 – 11:45 Session Two



GETTING 'EM OVER

Handbook for Patrol Leaders BSA 1964

TEXTING

Get out your cellphone, and look at the last text message you received.

Read it aloud. Then consider whether that text message is so important that you'd risk getting into a car accident to read it.

Would you put your life on the line to tap out a response?

Surely not. But still, countless Americans—teens and adults—text and drive, and the consequences can be tragic.

In fact, you're 23 times more likely to be in an accident if you text and drive, according to a 2009 Virginia Tech study.

That's why the Boy Scouts of America and AT&T, the BSA's Exclusive Communications Services Sponsor, have started a campaign to end this distracting, often-fatal practice.

To see how you can get involved, see:

<http://blog.scoutingmagazine.org/2011/12/02/dont-text-and-drive-youll-save-a-life-get-a-patch/>

The BSA and AT&T want all Scouts and Scouters to think twice before they drive and text. Please help us spread the word by taking the "It Can Wait" pledge.

Take the pledge on Facebook:

<http://apps.facebook.com/bsaitcanwait/?ref=ts>

LAKE PLEASANT BUILD A BOAT CHALLENGE

May 5, 2011
Lake Pleasant Regional Park



Calling all you hardy sea worthy scallywags. Do you think you have what it takes to collect the first place treasure? This is a challenge for the saltiest of sea faring scouts. This is sure to be one of the most exciting events of the year. It will be a challenge of muscle endurance and engineering.

Scouting units will enter teams of 3 to 8 crewmembers who will build a boat and race against other boats for ribbons and bragging rights.

Crewmembers should create a boat that will withstand several races. Crews should dress the part and fly your flag on your vessel to compete for who has the most Scouting spirit.

Try to win race ribbons for 1st thru 4th place and a ribbon for best barnacle barge. Also try to win for best spirit.

Register NOW at:

<http://www.doubleknot.com/Registration/CalendarDetail.asp?ActivityKey=1100555&OrgKey=62>

For Questions, please contact Jay Caldwell at jaywcaldwell@gmail.com



BUILD-A-BOAT CHALLENGE REGULATIONS

- All boats must be oar powered. You must row with your arms.
- Boats must hold a min. of 3 crewmembers and a max. of 8 crewmembers.
- All crewmembers must wear approved personal floatation devices and be considered a good swimmer by BSA standards.
- All crewmembers must have the approval of their unit leader to show they meet the requirements to participate in the race.
- The unit leader must complete safety afloat training and have his certificate for registration.
- The boat crew must be made up of members from a scout patrol, varsity team, or venture crew within the same unit.
- Boats must be 80% hand made by the crew.
- No manufactured boats or parts are allowed to be used in the construction of the boat.
- Wood, plastic, Styrofoam, cardboard, tubs, barrels, Canvas, Rope, Twine, and rubber are all acceptable building materials.
- Wood glue, liquid nails, caulking, latex paint etc. are acceptable materials.
- Screws, nails, tie wire or metal fasteners of any kind are not allowed in the construction of the boat. No Metal.
- Two part epoxies or Fiberglass are not allowed.
- The main hull of the boat may not be wider than 5' and may not be longer than 20'
- The boat may in no way pollute the water or leave debris in the water.
- All boats must be free of sharp edges and easy to enter and exit incase of sinking.
- The boat must be retrievable in case of sinking. It may not sink completely. There should be a tie off point so the boat can be towed to shore.
- Squirt guns are acceptable as a strategic plan. However no water balloons.
- All crewmembers must follow the scout law while participating in the race.
- Have fun!!!



SCOUT NIGHT AND SLEEPOVER AT CHASE FIELD

Come enjoy an exciting opportunity with your fellow Scouts for a sleepover on Chase Field, under the stars! Before the game, walk on the warning track with your troop/pack in uniform in our Scout Parade and get a free D-backs patch.

With the purchase of a ticket each scout will get the following:

Pregame

- Scout Parade
- Scout Patch
- Color Guard for largest troop/pack in attendance

Postgame/Sleepover Element

- Fireworks show
- Scout Night Sleepover on the field
- Opportunities for belt loops and patches
- Watch "The Adventures of TINTIN" on the HD dbTV



**ARIZONA
DIAMONDBACKS**

VS

**MILWAUKEE
BREWERS**



MAY 25, 2012
FIRST PITCH AT 6:40PM



ARIZONA DIAMONDBACKS
401 EAST JEFFERSON STREET
PHOENIX, ARIZONA 85004

dbacks.com

602.462.4600

SCOUT DAY ORDER FORM				
Contact Name	Troop/Pack			
Address	City	State	Zip	
Phone	E-mail			
TOTAL NUMBER OF TICKETS (10 ticket minimum)				AMOUNT
	# of Boy Scouts spending the night			\$
	\$45- Lower Level, Infield Box (Sections 115-129)			\$
	\$35- Lower level, Baseline Box (Sections 112-114 & 130-132)			\$
	\$25- Lower level, Baseline Reserve (Sections 109-111 & 133-135)			\$
	\$17- Lower level, Bleachers (Sections 139-143 & 101-105)			\$
<small>*Price Reflects Discount</small>				TOTAL AMOUNT DUE \$

PLEASE FAX OR MAIL THIS FORM ALONG WITH PAYMENT TO:

Arizona Diamondbacks
ATTN: Daren Heaton
401 East Jefferson Street
Phoenix, AZ 85004
Fax: (602) 462-4141

ORDER DEADLINE

ORDER MUST BE RECEIVED BY:
Friday, May 11, 2012

QUESTIONS?

PLEASE CONTACT Daren Heaton
(602) 462-4233
dheaton@dbacks.com


 
 
 
 Card #

Exp. Date Signature _____





WANTED!

Cub Scout Day Camp at the Heard Scout Pueblo 2012

This three day camp experience is packed with fun-filled activities planned around the Cub-Boys at the Heard theme. With Arizona's centennial this year, the theme is based upon the rich western history of the valley of the sun.

Activities include: BB gun shooting, Archery, Crafts, Swimming and fun adventures while earning your pins and belt loops.

Camp Dates

Session 1	May 31 – June 2
Session 2	June 4 – June 6
Session 3	June 7 – June 9
Session 4	June 11 – June 13
Session 5	June 14 – June 16
Session 6	June 18 – June 20
Session 7	June 21 – June 23
Session 8	June 25 – June 27
Session 9	June 28 – June 30

For more information and to register on-line
meander your way to www.grandcanyonbsa.org

Official BSA guidelines on Slacklining

Slacklining is an adventure program growing in popularity. As with any activity involving height and motion, there is risk involved. Before units, districts, or councils decide to promote or host slackline activities and other adventure sports, they must follow the Sweet 16 of BSA Safety and submit a tour and activity plan for council review with a description that includes the slacklining activity.

Staff members for these types of events are responsible for learning proper setup, operational guidelines, and safety techniques. Equipment used for these activities must be designed for the adventure sport industry and will be exposed to extreme forces. Therefore, it should not be used for other purposes. Always follow the manufacturer's recommendations.

- *Fall precautions should include spotters or crash pads.*
- *Stepping off the line safely is recommended when a participant feels he or she is about to fall.*
- *Trees used for anchors should be protected from damage and be at least 8 inches in diameter.*
- *The line should never be more than 3 feet high.*
- *Never allow more than one participant on the line at a time.*
- *Acrobatics (any time your head is lower than your torso) are prohibited.*



National Outdoor Badges for Camping, Hiking, Aquatics, Riding, and Adventure

The five National Outdoor Badges recognize a Boy Scout or Varsity Scout who demonstrates both knowledge and experience in camping, hiking, aquatics, riding, or adventure. Scouts earning the National Outdoor badges have demonstrated that they are knowledgeable, safe, and comfortable in the outdoor activity covered by the badge.

In order for a Scout to earn one or more of the National Outdoor Badges (and/or the gold or silver devices), the Scout must complete the following requirements.

Note: The large center badge shown above is awarded when a Scout earns the first of the five badges described below.



Camping

1. Earn the [First Class](#) rank.
2. Earn the [Camping](#) merit badge.
3. Earn two of the following three merit badges: [Cooking](#), [First Aid](#), [Pioneering](#).
4. Complete 25 days and nights of camping—including six consecutive days (five nights) of resident camping, approved and under the auspices and standards of the Boy Scouts of America—including nights camped as part of requirements 1 through 3 above.

A gold device may be earned for each additional 25 nights of camping

A silver device is earned for each additional 100 nights of camping.

The Scout may wear any combination of devices totaling his current number of nights camping.



Hiking

1. Earn the [First Class](#) rank.
2. Earn the [Hiking](#) and [Orienteering](#) merit badges.
3. Complete 100 miles of hiking or backpacking under the auspices of the Boy Scouts of America, including miles hiked as part of requirement 2.

A gold device may be earned for each additional 50 miles hiked.

A silver device is earned for each additional 200 miles of hiking.

The Scout may wear any combination of devices totaling his current number of miles hiking.



Aquatics

1. Earn the [First Class](#) rank.
2. Earn the [Swimming](#) and [Lifesaving](#) merit badges.
3. Earn the [Mile Swim BSA](#) Award.
4. Earn at least one of the following merit badges: [Canoeing](#), [Rowing](#), [Small Boat Sailing](#), [Whitewater](#).
Complete at least 25 hours of on-the-water time, applying the skills that you learned in the merit badges.
5. Complete at least 50 hours of any combination of swimming, canoeing, rowing, small-boat sailing, or whitewater activity under the auspices of the Boy Scouts of America, including time spent in requirements 2 through 4.

A gold device may be earned for each additional 25 hours of aquatic activity.

A silver device is earned for each additional 100 hours of aquatic activity.

The Scout may wear any combination of devices totaling his current number of hours of aquatic activity.



Riding

1. Earn the [First Class](#) rank.
2. Complete at least one of the following: [Cycling](#) merit badge and 100 miles of cycling; or [Horsemanship](#) merit badge and 50 miles of horseback riding.
3. Complete 200 miles of riding activities, either on a non-motorized bike or a stock animal, under the auspices of the Boy Scouts of America, including the miles in requirement 2.

A gold device may be earned for each additional 100 miles of riding.

A silver device is earned for each additional 400 miles of riding.

The Scout may wear any combination of devices totaling his current number of miles of riding.



Adventure

1. Earn the [First Class](#) rank.
2. Complete either the [Wilderness Survival](#) or the [Emergency Preparedness](#) merit badge.
3. Complete 10 of any combination or repetition of the following adventure activities under the auspices of the Boy Scouts of America:
 - a. A backpacking trip lasting three or more days and covering more than 20 miles without food resupply
 - b. A canoeing, rowing, or sailing trip lasting three or more days and covering more than 50 miles without food resupply
 - c. A whitewater trip lasting two or more days and covering more than 20 miles without food resupply
 - d. A climbing activity on open rock, following Climb On Safely principles, that includes camping overnight
 - e. Earn the [National Historic Trails](#) Award
 - f. Earn the [50-Miler](#) Award
 - g. Attend any national high-adventure base or any nationally recognized local high-adventure or specialty-adventure program

Items 3a-g may be repeated as desired. A single activity that satisfies multiple items in 3a-g may be counted as separate activities at the discretion of the unit leader. Similarly, a single activity that doubles an item in 3a-d may be counted as two activities at the discretion of the unit leader.

A gold device may be earned for each additional five activities.
A silver device is earned for each additional 20 activities.
The Scout may wear any combination of devices totaling his current number of activities.



National Medal for Outdoor Achievement

The National Medal for Outdoor Achievement is the highest recognition that a Boy Scout or Varsity Scout can earn for exemplary achievement, experience, and skill in multiple areas of outdoor endeavor.

In order for a Scout to earn the National Medal for Outdoor Achievement, the Scout must complete the following requirements:

1. Earn the [First Class](#) rank.
2. Earn the [National Outdoor Badge for Camping](#) with a [silver device](#).
3. Earn any two additional [National Outdoor Badges](#), each with two gold devices.
4. Earn the following merit badges: [Backpacking](#), [Emergency Preparedness](#), [Nature](#), and [Wilderness Survival](#).
5. Complete a 16-hour course in Wilderness First Aid from the American Red Cross, Wilderness Medical Institute, or other recognized provider.
6. Become a Leave No Trace Trainer by completing the 16-hour training course from a recognized Leave No Trace Master Educator.
7. Plan and lead, with the approval of your unit leader, an outing for your troop, team, patrol, or squad in two of the following activity areas: hiking and backpacking, aquatic activities, or riding. Include in each outing a service element addressing recreational impacts resulting from that type of activity. With the approval of your unit leader, you may plan and lead the outings for another Cub Scout pack, Boy Scout troop, Varsity Scout team, Sea Scout ship, or Venturing crew.
8. Complete at least one of the following:
 - a. Plan and lead, with the approval of your unit leader, an adventure activity identified in the [National Outdoor Badge for Adventure](#) for your troop, team, patrol, or squad.
 - b. Successfully complete a season on a council summer camp staff in an outdoor area, such as aquatics, Scoutcraft, nature/environment, climbing, or COPE.

Go here for more information:

<http://www.scouting.org/scoutsource/BoyScouts/Youth/Awards/NOA.aspx>

<http://usscouts.org/advance/boyscout/outdoor-badges.asp#camping>



YOU CAN BE PART OF THE 2013 NATIONAL JAMBOREE

The first National Jamboree held at
The Bechtel Summit in West Virginia



SCOUTS LISTEN AS A LOCAL TOUR GUIDE EXPLAINS THE HISTORY OF BOSTON



SCOUTS VISIT TIME SQUARE IN NEW YORK CITY



SCOUTS GATHER IN FRONT OF MASSACHUSETTE STATE HOUSE FOR A TROOP PHOTO



SCOUTS WAVE AT THE PHOTOGRAPHER AT HILL CUMORAH, PALMYRA, NY



SCOUTS FROM ACROSS THE NATION GATHER AT JAMBOREE FOR THE OPENING SHOW AT THE ARENA



A FEAST FIT FOR ANY GROWING SCOUT OF LOBSTER, CORN and POTATOES



SCOUTS GATHER IN FRONT OF THE MARINE CORPS MEMORIAL (IWO JIMA MEMORIAL) AT ARLINGTON



SCOUTS LOOKING OVER THE RAILING AS WATER FLOWS OVER NIAGARA FALLS

EAST COAST HISTORICAL TOUR STARTING IN BOSTON MASSACHUSETTS

Day 1: Fly from PHX to Boston, MA.

Day 2: Visit Historical Boston, Lexington
Concord, and dine on fresh Maine Lobster.

Day 3: Visit the home of President's
Adams and Kennedy, Plymouth Rock, the
Basketball Hall of Fame and the
Springfield Armory in Springfield,
Massachusetts.

Day 4: Travel to New York City visiting
the USS Intrepid, Ellis Island and the
Statue of Liberty

Day 5: Ground Zero, Central Park, Wall
Street, The United Nations and Time
Square

Day 6: Board your bus with a local step-on
Tour Guide as you travel throughout NYC.

Day 7: Visit Historical Philadelphia, dine
on a genuine Philly Steak Sandwich, run
the steps of the Philadelphia Art Museum
(think Rocky). Visit the Lancaster PA
Amish community.

Day 8: Tour the Gettysburg battlefield and
town of Gettysburg then off to Ft. McHenry
the birthplace of the Star Spangled Banner.
Arrive Washington DC for evening tour.

Day 9: Visit the historical and government
sites in Washington DC.

Day 10: Visit the historical and government
sites in Washington DC.

Day 11— 20: On Monday, July 15, 2013
we will journey to the site of the 2013
National Jamboree to begin your Jamboree
experience.

Day 21: Depart the National Jamboree and
travel to Kings Island, located outside of
Cincinnati, OH for a day of water fun, fast
moving roller coasters and relaxation.

Day 22: Depart Cincinnati, OH for the
flight back home.

UP STATE NEW YORK TOUR of LDS CHURCH HISTORY STARTING IN WASHINGTON DC

Day 1: After red-eye flight from PHX to
Washington DC, begin visit of historical
and government sites.

Day 2: Visit the historical and government
sites in Washington DC.

Day 3: Visit the historical and government
sites in Washington DC.

Day 4: Travel to Ft. McHenry, the
birthplace of the Star Spangled Banner,
then off to Gettysburg battlefield. Visit the
Lancaster PA Amish community.

Day 5: Visit historic Philadelphia, dine on
a genuine Philly Steak Sandwich, run the
steps of the Philadelphia Art Museum
(think Rocky) and then on to Valley Forge.

Day 6: Travel to New York City visiting
the USS Intrepid, Ellis Island and the
Statute of Liberty

Day 7: Board your bus with a local step-on
Tour Guide as you travel throughout NYC.

Day 8: Visit Baseball Hall of Fame in
Cooperstown and then on to church history
sites in Fayette and Palmyra and view Hill
Cumbern Pageant

Day 9: Visit church history sites in
Palmyra then travel to Niagara Falls and on
to Kirtland.

Day 10: Visit historic Kirtland, OH and
surrounding areas

Day 11— 20: On Monday, July 15, 2013
we will journey to the site of the 2013
National Jamboree to begin your Jamboree
experience.

Day 21: Depart the National Jamboree and
travel to Kings Island, located outside of
Cincinnati, OH for a day of water fun,
fast moving roller coasters and relaxation.

Day 22: Depart Cincinnati, OH for the
flight back home.

WASHINGTON DC TOUR AND NATIONAL JAMBOREE

Day 1: Fly from PHX to Washington DC.
Enjoy an evening tour of the Washington
DC area before checking into your hotel.

Day 2-4: Tour sites will partially be
determined by the Troop members. Scouts
will have three days to visit historical and
government sites in and around the
Washington DC area.

Day 5: On Monday, July 15, 2013 will we
journey to the site of the 2013 National
Jamboree to begin your Jamboree
experience.

Day 14: Depart the National Jamboree and
travel to Kings Island, located outside of
Cincinnati, OH for a day of water fun, fast
moving roller coasters and relaxation.

Day 15: Depart Cincinnati, OH for the
flight back home.

FOR DETAILED INFORMATION ON HOW YOU CAN BE PART OF THE 2013 NATIONAL JAMBOREE CONTACT

Scoutmaster Tim Wolf
twolfdaf@cox.net
(602) 790-9211

Follow us on Facebook;
2013 Grand Canyon Council-
National Jamboree Troop-1

All tour information is based on the best information we have at this time. Tour sites and itinerary will be subject to change as we move closer to the actual dates.

Newest Eagle Scouts Congratulations!

APRIL

Terry Dakota Beard	Troop 379
Connor Mark Bjotvedt	Troop 379
Kendon Lorenzo Asa Brown	Crew 9595
Andrew Patrick Buckel	Troop 77
Kevin Michael Foulk	Troop 579

Thank you to the Eagle Board for all that you do!!

Helpers are needed at the Eagle Boards held the *FOURTH* Tuesday of each month (except in December when it's held on the third Tuesday.) If you can assist or for more information – please contact the new Eagle Board Chairman - Jeff Koski; 480 361-3052 . [May Eagle Board 5-22-12.](#)

A great big thank you to Mack Tarwater for his tireless service this past decade as Eagle Board Chairman. Your efforts and dedication are appreciated Mack!!





THE ART AND SCIENCE OF EXPLORING AND VENTURING



WHAT: Learn from the masters the latest tips, techniques, and strategies to expand Exploring and Venturing in the Great Southwest Council, including prospecting, sales calls, and organizing and supporting Posts, Crews and leaders.

WHY: School districts across the country are looking for programs to connect their students with real world career experiences. Parents are trying to help their children make good decisions regarding college choices and future careers. Teenagers are looking for guidance, challenges, and adventure. That's exactly what Exploring and Venturing do! Most don't know we exist. The growth of Exploring and Venturing can have a direct positive impact on the **Journey to Excellence!**

WHO: Council and district Key 3, council and district volunteers and staff responsible for serving and growing Exploring and/or Venturing, including Venturing Roundtable Commissioners

WHEN: May 12, 2012

WHERE: Phoenix, Arizona (Specific location to be announced)

REGISTRATION: No cost, but we need to know who's coming.

<http://grandcanyonbsa.org/registration/calendardetail.asp?ActivityKey=1132519>

COST: This is a **FREE** training with lunch included



Boy Scouts of America Wilderness First Aid

Attention Scouts and Scouters!
All Philmont Scout Ranch and 2013 Jamboree attendees should possess a current Wilderness First Aid Certification.



Do you travel or camp in remote locations more than an hour from help? This is a 16-hour course taught by a local first responder and technical rescue professional over a period of two

days. Part A consists of classroom instruction and Part B is where students gain practical field experience. Currently scheduled dates are as follows - all courses begin at 7:00 a.m.

The total cost for both Parts A and B including all required materials is \$150.00.

Part A: May 19, 2012 at the Heard Scout Pueblo

Part B: May 20, 2012 South Mountain Park, Pima Canyon Trail-head

Part A: June 16, 2012 Grand Canyon Council HQ

Part B: June 23, 2012, South Mountain Park, Pima Canyon Trail-

Please fill out the following form and submit it with payment in full payable to Tim Wolf at P.O. Box 93213, Phoenix, AZ 85070. You will receive an e-mailed confirmation of training date and time once this registration is received:

Scout's Name and Age: _____

Address: _____

Phone: _____

E-mail: _____

Dates requested (Part A and Part B): _____

Alternate choice: _____



Phoenix Response Training

P.O. Box 93213
Phoenix, AZ 85070

Phone: 602-492-1496
Fax: 480-283-1890

Merit Badge Counselor Application Process (Grand Canyon Council)

New Merit Badge Counselors or Dropped Membership as a registered Merit Badge Counselor can follow the below Merit badge application Process:

1. Submit a completed Adult Registration form and Disclosure form (Both are the standard two part registration form).

The only signature required is of the person applying to be the Merit Badge Counselor. It is required by National that a separate application be turned in to register as a Merit Badge Counselor.

Notes:

- a. If the Individual on the application wants to register as a Merit Badge Counselor and as a Scout Unit Leader or as a Member of Committee the two additional signatures will be required to approve the Scout Unit Position. With two positions being applied for it is required to have a copy to process **two separate applications**.
- b. If the applicant is already approved and registered in a unit as a leader or as Member of Committee, another adult application is still required be filled out and turned in to register as a Merit Badge Counselor.
- c. The Merit Badge registration is good for the current year. Annual registration starts in March and drops the end of February. Please check with your District Executive to know if your leaders are currently registered as Merit badge counselors.

2. Submit a copy of the Youth Protection Card (always required to be turned in with every adult application)

3. Submit the Merit Badge Counselor registration form

Notes:

- a. This form is a separate form that explains what merit badges will be taught and specifies in which areas the Counselor prefers to assist (unit scouts, district wide scouts, or council wide scouts).
- b. If the applicant is already registered as a Merit Badge Counselor for the current year and would like to update or add additional merit badges they would like to teach; this form can be submitted without the Adult registration form.





NOTE ALL ASSISTANT SCOUTMASTERS
(including 18 year old ASMs) and
SCOUTMASTERS MUST BE BASIC TRAINED THIS
YEAR TO RE-REGISTER!!

You can see what training anyone has by doing the following:

- 1) Log onto www.myscouting.org
- 2) Click on Training Validation on the left
- 3) Click on All Training
- 4) Select search by: membership ID
- 5) Enter the membership ID of the registered adult

A reminder that Youth Protection Training must be completed every two years to remain current. National has recently updated the online training and added a number of news items. So go on today and retake the course so you are current!

Youth Protection begins with you[®]



What do we mean when we say, “Youth Protection begins with you[®]”? Everyone in Scouting, from the most tenured professional Scouters and adult leaders to new Cub Scout parents and the Scouts themselves, and even to National and local council employees, can be educated and aware of the policies in place to help keep our Scouts safe. The key is remembering a three-pronged approach to reducing the opportunities for abuse to happen within Scouting—**prevent, recognize, and report.**


First and foremost, Scouting seeks to **prevent** child abuse in all its forms. To that aim, the BSA has adopted a set of policies called “Scouting’s Barriers to Abuse” for the safety and well-being of its members. Ranging from “two-deep leadership required on all outings” to “no bullying,” these policies are in place primarily to protect our youth members; however, they serve to protect adult leaders as well.

Child abuse is a serious problem in our society, and unfortunately, it can occur anywhere, even in Scouting. To help our employees and members **recognize** child abuse whenever it might happen, the BSA requires Youth Protection training for all registered volunteers and encourages all adults, including employees and parents, to take the training as well. The course is easily

accessible online and covers the BSA's Youth Protection policies, kinds of abuse, signs of abuse, how to respond to disclosure of abuse, and proper reporting procedures, posing situations that require choices and produce consequences.

BSA policies call for immediate action to stop the abuse or policy violation and **report** any good-faith suspicion or belief that any child is or has been physically or sexually abused, physically or emotionally neglected, exposed to any form of violence or threat, or exposed to any form of sexual exploitation, including the possession, manufacture, or distribution of child pornography, or online solicitation, enticement, or showing of obscene material. No person may abdicate this reporting responsibility to any other person. The local Scout executive should be notified of this report, or of any violation of the BSA's Youth Protection policies, so he or she may take appropriate action for the safety of our Scouts.

For more information about Scouting's Youth Protection policies, including the full text of "Scouting's Barriers to Abuse," links to Youth Protection training, and more on reporting suspected abuse, visit www.scouting.org/youthprotection.aspx.



Lifeguards Wanted!!

The Aquatics team at Camp Raymond still has a couple of openings this next summer for qualified individuals that would like to lifeguard. This position is for Counselors In Training (CIT's). This is a voluntary position at Boy Scout summer camp. The Boy Scouts will provide BSA certified lifeguard training at no cost to you. (CPR and First aid training will still need to be completed for final lifeguard certification)

Qualifications:

15 years of age

A physically fit individual and a competent swimmer (able to swim a 550 yard swim continuously)

Willing to work as a team player

Attend Lifeguard Training at the Heard Scout Pueblo:

May 5th and 6th

Available to work camp either the first 4 weeks – June 2nd-□]30th or the second 4 weeks – June 23rd – July 21st.

If interested please contact Aquatics Director, Russ Gilbert for an application. russgilbert62@gmail.com

[Click here for flyer](#)



SALT RIVER DISTRICT -- FALL CAMPOREE
Sept 21-23, 2012 AT CAMP GERONIMO

100th Anniversary of the State of Arizona

Our District Fall Camporee will celebrate AZ being a State – 100 yrs. ago. Do you know what Arizona is known for? It's called the 5 "Cs".

Cotton, Climate, Cattle, Copper and Citrus

Dress the part at this year's camporee – You have lots of choices – you can come as a Copper miner (Copper), or a Cowboy (Cattle). They are both part of our theme this year. Be proud of our State – come and celebrate a great 100 years. Rename you patrol to a name with a brand from an AZ cattle ranch – or pick a copper mine name.

Cost - \$6.00 per scout or adult

Scouts and Webelos invited

Lunch is provided on Saturday

Awards for top 3 Troops or Packs – 350 points possible

50 Points for Early Registration –by Sept Roundtable

100 Points for Campsite Inspection – go with the theme

100 Points - Uniform Inspection including 10 for kerchief

50 Points for attendance at Cracker-barrel 9 PM - SM & SPL

50 Tour Permit posted at camp site

Each of the 7 Activity events will also award 1st, 2nd and 3rd place recognition and prizes to best three patrols.

Lunch on Saturday will be provided –

On-Line registration available through District website

Each Scout and Adult will receive Camporee Patch

See you there.

SALT RIVER DISTRICT -- FALL CAMPOREE

Sept 21-23, 2012 AT CAMP GERONIMO

Agenda

Friday Sept 21, 2012

Registration – 3:00 PM – 9:00 PM
Arrive and set up Camp – Eat dinner at your campsite
Cracker-barrel at Dinning Hall - 9 PM to 10 PM (SM and SPL)
Lights out 10:30 PM

Saturday Sept 22, 2012

Wake up - 6:00 AM
Breakfast - get camp site ready for inspection
Uniform Inspection - 7:30 AM by Flag Pole by dining hall
Flag Ceremony right after uniform inspection.
Go back to Camp to get ready for classes

Saturday Morning Activities

30 Minute Activities offered 6 times as follows – No tickets needed.
Patrol chooses which activities to go to and in what order. If you go to Gold Panning you will only have time to go to 4 activities below.

Period 1: 8:00 to 8:30	Period 4: 10:00 to 10:30
Period 2: 8:40 to 9:10	Period 5: 10:40 to 11:10
Period 3: 9:20 to 9:50	Period 6: 10:20 to 10:50

Careful walking the Plank, you will get wet! – by the Lake
Cotton ball shooters – Webelos required activity – Scoutcraft
Copper Miners Fire and Cooking - near Scoutcraft (cooking MB area)
Current event debaters - Inside Dinning Hall - Staff area
Citrus (water balloon) launcher - Open area by flagpole
Crazy Wild West Show - Quick Draw Contest – First Aid Bldg.

SALT RIVER DISTRICT -- FALL CAMPOREE

Sept 21-23, 2012 AT CAMP GERONIMO

Copper and Gold Panning – 70 Minute Activity (need ticket) – need a 5 gallon plastic bucket and at least one shovel for each patrol – you may get your feet wet going into the stream – if your patrol has gold pans please put your name on them and bring. Get Ticket when you check in on Friday night – adults do not need tickets.

Class 1: 8:00 to 9:10 Where stream meets road near Scoutcraft.

Class 2: 9:20 to 10:30

Class 3: 10:40 to 11:50

Lunch Noon to 1:00 PM – provided in the dining hall –

Award Ceremony 1:30 PM to 2:00 PM

Awards for top 5 Troops or Packs – 350 points possible

50 Points for Early Registration –by Sept Roundtable

100 Points for Campsite Inspection – go with the theme

100 Points - Uniform Inspection including 10 for kerchief

50 Points for attendance at Cracker-barrel 9 PM - SM & SPL

50 Tour Permit posted at camp site

Early check Out Procedures

Those troops that will be checking out after Award Ceremony – please arrange a camp site inspection from staff before the awards ceremony (Right after lunch). We ask that you officially check out so we know you are leaving and so we can give you your camporee patches. Each scout and adult will receive a custom – Fall Camporee 2012 patch.

Saturday afternoon activities – 2 PM to 5 PM we will discuss what Sat Afternoon activities will be available during the Cracker Barrel Friday Night.

This is also a great time to get to know Camp Geronimo – will have instructions for the Toten to Toten hike during check in Friday night.

SALT RIVER DISTRICT -- FALL CAMPOREE Sept 21-23, 2012 AT CAMP GERONIMO

Dinner Saturday 5:00 PM to 7:00 PM – each troop on your own

Campfire 7:30 PM to 8:30 PM - turn in skit on Friday at check in
Lights out 10:30 PM

Sunday – September 23, 2012

Wake up – Breakfast – Pack everything up – arrange for a camp site inspection so you get your custom 2012 Camporee patch. Also we appreciate if you fill out an evaluation form. Mark your calendar for the same weekend next year - 2013 Fall Camporee –at Geronimo.

Sunday Camp Check out Procedures.

This year the camp requires that each troop must have a formal check out procedure. When you are ready to check out please contact one of the staff and request a check out time. We will come with you to inspect your campsite to be sure that all platforms have been put back in SM cabin or in a protected area , that fires are completely out (you must be able to put your bare hand into the fire as far as possible) and that there is no damage or trash. Toilet and Ramada areas must be clean. Upon checking out of camp we will give you your Camporee patches. No trace – please leave our campsites better than what we found.

Fire Restrictions

We will keep everyone posted as to fire restrictions. It may not be possible to have a campfire in your camp if fire restrictions are in place. If fire restrictions are not in place we must be careful with campfires. Fires that are not attended must be completely out. Fires can only be built in designated campfire places.

SALT RIVER DISTRICT -- FALL CAMPOREE

Sept 21-23, 2012 AT CAMP GERONIMO

Weather - Toilets - Water

Expect the weather to be warm - Should go down at night but during the day may be in the 80s or higher. Always prepare for rain. There will be flushing modern toilets in most campsites. Please bring your own toilet paper and garbage bags. There will be dumpsters to put trash in. All trash put in dumpsters must first be put in a plastic bag. Water will be available at all campsites. There are no tents, each unit should bring their own tents.

First Aid - Safety

Please report any injuries to medical staff at Dining Hall. Each unit should bring a first aid kit and plenty of water for scouts to have during Saturday. Suggest that leaders provide cold water bottles to their scouts on Saturday. Encourage scouts to drink water often. Please be sure that no rocks are thrown and that your scouts act safely in all they do. Please have scouts follow the buddy system. Let's do our best to make this an accident free Camporee.

Preparation for Events

Please bring a shovel and bucket for gold panning. Events will be competitive with prizes given out to the three best patrols/packs at the award ceremony. Each event will require the patrol to give their patrol name and yell. Points will be awarded not only for best time or score but also for conduct, working together and organization.

Uniform Inspection

As in prior years - SPL will be expected to perform the uniform inspection for their troop - this will be done on the attached uniform inspection form – at 7:30 AM on Saturday morning. Additional forms are available during registration. The SPL will inspect each scout's uniform just before the flag ceremony, complete the form, and stand first in line with the completed form. An inspector will come by either before or just after the flag ceremony and review and collect the forms. This year ten points (out of 100) will be given for either a matching scarf, arm band or hat

SALT RIVER DISTRICT -- FALL CAMPOREE

Sept 21-23, 2012 AT CAMP GERONIMO

Campfire Skits

Campfire Saturday Night 7:30 to 8:30 - turn in skits on registration form.

Campsite Inspections

Camp Sites – 10 extra points for going with the theme – when you prepare your menu, use theme names for the food with a “C” and be sure to post your menus. Consider Renaming your camp site to a theme name – a famous copper mine or cattle brand. Be sure to post the name so we can see it. Post an Arizona Flag – you could make your camp look like a cattle camp, miner camp, citrus farm or cotton farm. Be creative – have fun.

Be sure to post your unit number somewhere and if you are sharing a campsite be sure inspectors know where each unit is.

Vehicles

After you check in at the Dining hall upon entering camp, only one equipment vehicle will be allowed to transport camp equipment to camp site. Scouts are expected to walk. All vehicles must be removed to parking lot before or Council said they will be subject to a \$50 fine. We want to be sure we follow all Camp rules and ask that you pay particular attention to this rule – thanks for understanding. All vehicles must be out of Camp by Cracker-barrel (9 PM), unless special permission has been obtained with a special pass for a medical concern. Equipment trailers can stay at campsite so long as two vehicles are in parking lot.

If you would like to Help

We need troops and adults to help run events, help with lunch, registration, uniform inspection, camp site inspection and many other items. Please contact Dan Bang or Roy Hollis or let us know on your registration form. Thanks so much for making this a great camporee.

Evaluation Questionnaire

This questionnaire was developed to help improve your next Camporee. Please discuss this with the members of your unit, and turn it in when you check out. Any ideas or suggestions are welcome.

Please grade us on a 100 point scale ... just like summer camp ... we use this stuff ... please participate

	Points	Comments
Camporee Packet		
Basic instructions at RoundTables		
Instructions given at competition		
Camp		
Registration Process		
Cracker barrel		
Flag Ceremonies		
Events		
Campfire		
Awards Ceremony		
Camporee (overall)		

What events were best-liked?

What events were least-liked?

(optional) Name _____ Unit _____

I would like to help plan next year's Camporee. My phone number is _____.

Thanks! See you next year!

ATTENDANCE ROSTER

Please turn this in at Registration

Unit Number _____ Troop or Pack _____ Leader Name _____

Other Leader Names _____

Total Adults _____ Scouts _____ Webelos _____ Grand Total _____

Youth Leaders _____

Patrol Name _____ Patrol Name _____

1. P.L. _____ 1..P.L. _____

2. A.P.L. _____ 2. A.P.L. _____

3. _____ 3. _____

4. _____ 4. _____

5. _____ 5. _____

6. _____ 6. _____

7. _____ 7. _____

Patrol Name _____ Patrol Name _____

1. P.L. _____ 1. P.L. _____

2. A.P.L. _____ 2. A.P.L. _____

3. _____ 3. _____

4. _____ 4. _____

5. _____ 5. _____

6. _____ 6. _____

7. _____ 7. _____

Duty Roster and Menu

Be sure to post in your camp for camp inspection

TROOP: _____ Patrol: _____

M E N U	<u>Friday Dinner</u>	<u>Sat Breakfast</u>	<u>Sat Dinner</u>	<u>Sun Breakfast</u>
DUTY ROSTER				
HEAD COOK				
ASST COOK				
FIREMAN				
WATERMAN				
CHIEF CLEANUP				
ASST CLEANUP				
ASST CLEANUP				
CAMPSITE CLEANUP				

CAMPSITE INSPECTION CHECKLIST

Troop # _____

Campsite # _____

Each item is worth 10 points each.

Points	Inspection Items	Comments
	Tents are arranged by Patrol. All tents are zipped closed, personal gear stowed <u>or</u> inside the tent. ALL GUY LINES ARE MARKED WITH SAFETY RIBBON.	
	Patrol Duty Rosters posted and Patrol Menus posted. (5 pts each)	
	Troop gear is stowed neatly.	
	Kitchen Area clean and neat. (If no Kitchen area then it is Clean and Neat!)	
	Food is properly stored (If no food storage visible then assume it is properly stored.)	
	Campfire and circle shows evidence of proper fire treatment.	
	First Aid Kit is easily accessible and is clearly marked.	
	American flag is properly displayed and Troop flag is displayed. (5 pts each)	
	Surrounding area is free of trash and the Latrine is neat and clean.	
	<p>Exceptional campsite that exceeds basic campsite requirements</p> <p>Examples of an exceptional campsite include, but are not limited to:</p> <ul style="list-style-type: none"> a. A removable gateway b. Campsite definition – go with the Theme c. Useful camp gadgets (Lashed items) 	

	Total Points Awarded
--	-----------------------------

Inspector: _____

CAMPSITE CHECKOUT FORM

Troop # _____

Campsite # _____

Completed	Inspection Items	Comments
	Campsite is clean, looks good – no paper on ground	
	Campfire is completely out (must be able to put your bare hand all the way into the ashes – as deep as you can – no warmth)	
	Tent platforms are in SM cabin	
	All trash has been put in plastic bags and put in dumpster	
	Tables have been wiped clean	
	Toilets are clean, hose, if any, is coiled. Floor around toilets is clean,	
	Fire circle area is clean – seats (if any) wiped clean.	
	Bulletin boards (if any) are empty – no papers hanging (unless they were there before you came)	
	Extra wood has been stacked nicely -	
	Water is turned off.	

Senior Patrol Leader _____ All of the above is complete

Inspector: _____

When you are ready to check out – Please complete this form – Senior Patrol Leader should check each area as completed and sign form. Then please find a staff person to have them also sign and bring form to Dinning Hall to check out and get your patches. Thanks for coming. Please also turn in your evaluation form.

WHAT MAKES A TRAINED LEADER?



Prepared. For Life.™



Adult leaders in units are considered trained, and eligible to wear the official *Trained* emblem, once they have completed Youth Protection Training and the training courses outlined below, or have completed Youth Protection Training and a previous basic training course when it was current.

Youth Protection Training* is a joining requirement for all registered adults and must be retaken every two years!

CUB SCOUTING

Leader-Specific (by position)

BOY SCOUTING

Leader-Specific (by position)**
Introduction to Outdoor Leader Skills***

VARSITY SCOUTING

Varsity Scout Leader-Specific
Introduction to Outdoor Leader Skills***

VENTURING & SEA SCOUTING

Venturing Leader Specific

Need Help?

Contact the National Council – Boy Scouts of America
Program Impact – Volunteer Training Team

Mark Griffin	mark.griffin@scouting.org	972-580-2211
Ron Timmons	ronald.timmons@scouting.org	972-580-2459
Peter Self	peter.self@scouting.org	972-580-2417
Oscar Santoyo	oscar.santoyo@scouting.org	972-580-2488
Judy Maldonado	judy.maldonado@scouting.org	972-580-2449

* E-Learning page at www.myscouting.org

** *Troop Committee Challenge** is position specific for troop committee members

*** Not required for committee positions

+ Chartered Organization Representatives take *This Is Scouting**, and Chartered Organization Representative Training

3/15/2012

New Rules for ‘Trained’ Leaders

As a result of a BSA National research project that included both new leaders who have and have not completed “basic” training for their Scouting role, the BSA’s volunteer training committee has made a change in the set of courses necessary for a leader to be considered “trained” for 2012.

Leaders told us that one of the obstacles to completing training was the number of different courses a new leader saw they needed to take to be trained. For den leaders, some lists had as many as four different courses, for Scoutmasters five! They also cited the duplication of some courses; and there was the “why did I need to take that?” factor.

Some tenured leaders among us like to think that new leaders should know everything we know. But what new leaders say *they* want is to know how to do what they have volunteered to do, and where to find the resources to do it better.

The research reinforced the decision in 2009 that *Fast Start* not be part of the basic set, and it recommended that *This is Scouting* become optional. Effective January 2012; *This is Scouting* will no longer be necessary for unit-level leaders to be considered “trained.” It is still important training that will still be available. Leaders who wish to learn more about Scouting and new leaders will be encouraged to complete the course.

Tenured leaders who have completed previous training for their current role will continue to be considered trained in all these areas.

2012 University of Scouting

November 3, 2012



Classes run from 8 am to 3:30 pm.

Registration is open at
www.grandcanyonbsa.org

Cost: \$15 – Adult Participant
\$10 – Staff-Participant (Staff also taking at least 1 course)

\$5.00 discount for participants registered before
Monday, October 15, 2012

BIGGER, BETTER and still at the **HEARD SCOUT PUEBLO**, the Grand Canyon Council Training Team has moved *University of Scouting 2012* to Saturday, November 3, 2012. This supplemental training for adult leaders still offers fun, learning, and fellowship for all who attend. Also, there is an **expanded Midway** with more “hands on” activities.

Over 50 different courses to choose from!

Many of the traditional University of Scouting courses in the colleges of **Advancement, Leadership, Outdoor Skills, Programs, Scout is Reverent, Varsity, Venturing, and Unit Management** will still be there, along with many new courses. **CHECK IT OUT!**

Register early to receive the discount. As courses are added, you may change your schedule at no additional fee. Cannot find a course you think we need? Contact Tom McKinley below and let's see what can be done – this training is for you!!

REGISTER NOW!!!

Contact: Tom McKinley, tom.mckinley@cox.net, 480-794-1156

for more information or to volunteer!

Better Trained Adults = Better Youth Programs

University of Scouting is the 1st Sat of November. They are looking for people to help with some hands on practice areas. If you are interested in helping out, please let us know. Current areas are:

- *Fire building*
- *Model Campsite – Survival and Winter options.*
- *Orienteering Course – compass or GPS – Geocaching*
- *Lashing Yard*
- *Ask merchants to demo equipment (REI)*
- *First Aid practice area*
- *COPE*
- *Aquatics???* (Beyond plan)
- *Can Archery go live?*
- *Tote 'n' Chip Yard*
- *Search & Rescue Signals*
- *Amateur Radio?? – UoS on the air.*
- *Modern Tech & Scouting – Solar power, Apps*
- *Photography*

More information on the University of Scouting can be found here:

<http://www.uosgrandcanyon-bsa.org/>



Online Training!



All training courses for
Cub Scout Leaders is now available online at:
www.scouting.org/volunteer/training

Courses include:

1. "Cub Scout Leader Position-Specific Training"
2. "Youth Protection,"
3. "Fast Start," and
4. "This Is Scouting"

The courses have been updated to support the new Cub Scout Delivery Method rolled out earlier this year. Now, den leaders and assistants, Cubmasters and assistants, pack trainers, and pack committee chairs and members can now learn the how-to's for successfully conducting an engaging den and pack program and can become confident in the role each plays.

Online training is also available by clicking the link: www.scouting.org. When entering www.MyScouting.org, click on the **E-Learning** link under the **Training** header located on the left-side menu. Then click on the **Cub Scouts** tab and *voila!*... all leader training is at your convenience.

If you do not have a MyScouting account, there are simple instructions on the landing page that will help you create one.



In addition to the opportunity for online training, all four Cub Scout leader courses are supported by a printed syllabus, some with a DVD, to assist council and district training teams in conducting instructor-led experiences. The catalog number for this resource is 34875.

For questions or concerns regarding MyScouting accounts, send an email to the National Service Desk at: MyScouting@scouting.org. All issues will be addressed as soon as possible in order to get users online and fully trained!



Towards a Training Culture

10/24/2011



All of us, inside and outside the units have worked very hard the last two years and we have accomplished much towards making sure all of our unit leaders are at least BASIC trained.¹ We have done an outstanding job and our district has by far the highest percentage of trained adult volunteers in the council. Good work all! It is truly something to be proud of; what's more, it will hopefully result in better programs all around for the youth we serve.

Now we are ready to institutionalize this culture throughout our district for every adult volunteer, inside the unit and at the district level. To do so, please follow the following processes. These processes can be followed now, without waiting for a membership ID to be processed.

For all registered **Cub Scout** adult volunteers, including committee members:

Immediately² after accepting their position and before meeting with any Scouts, log onto www.myscouting.org; click on e-learning to the left; click on Cub Scout tab and take:

1. Youth Protection Training (needs to be taken every 2 years)
2. This is Scouting (only needs to be taken once in your Scouting career)
3. The Specific training that is for their current position. You will need to take this every time you change a position (e.g., go from Bear leader to Webelos leader)

Webelos leaders must take Introduction to Outdoor Leader Skills as well.³

For all registered **Boy Scout** adult volunteers:

Immediately¹ after accepting their position and before meeting with any Scouts, log onto www.myscouting.org; click on e-learning to the left; click on Boy Scout / Varsity Scout tab and take:

1. Youth Protection Training (needs to be taken every 2 years)
2. This is Scouting (only needs to be taken once in your Scouting career)

Committee members need to also take Troop Committee Challenge (this is online towards the bottom of the Boy Scout training section)

Scoutmasters and Assistant Scoutmasters need to also take two instructor led courses as soon as they are offered: Scoutmaster Specific and Introduction to Outdoor Leader Skills³

¹ For a guide on what it takes to be BASIC trained, see: http://www.azscout.org/unit/DSRD/share/training_matrix.pdf

² All volunteer leaders must be BASIC trained in their current position within six months of taking that position. For online courses, there is no reason why those courses cannot be taken before meeting with any Scouts or at worst within one month of accepting the position.

³ Instructor led courses must be taken within six months of accepting the position. A schedule of instructor led classes is available here: <http://www.grandcanyonbsa.org/training>
www.scouting.org **Prepared. For Life.™**



For all registered **Varsity** adult volunteers:

Immediately¹ after accepting their position and before meeting with any Scouts, log onto www.myscouting.org; click on e-learning to the left; click on Boy Scout / Varsity Scout tab and take

1. Youth Protection Training (needs to be taken every 2 years)
2. This is Scouting (only needs to be taken once in your Scouting career)

Committee Members, Coaches and Assistant Coaches need to also take the instructor led course Varsity Specific as soon as it is offered.⁴

Coaches and Assistant Coaches must also take Introduction to Outdoor Leader Skills as well.⁴

For all registered **Venturing** adult volunteers:

Immediately¹ after accepting their position and before meeting with any Scouts, log onto www.myscouting.org; click on e-learning to the left; click on Venturing tab and take:

1. This is Scouting (only needs to be taken once in your Scouting career)
2. Venturing Youth Protection Training (needs to be taken every 2 years)

Committee Members, Advisers and Assistant Advisers need to also take the instructor led course Venturing Specific as soon as it is offered.⁴

Advisers and Assistant Advisers must also take Introduction to Outdoor Leader Skills as well.⁵

For all registered **District** adult volunteers:

Immediately¹ after accepting their position and before meeting with any Scouts, log onto www.myscouting.org; click on e-learning to the left; and take:

1. Youth Protection Training (needs to be taken every 2 years)
2. This is Scouting (only needs to be taken once in your Scouting career)

Commissioners should also take Commissioners Fast Start at this site.

District Committee Members need to also take the instructor led District committee course as soon as it is offered.⁴

Commissioners should also take the instructor led course Commissioner training as soon as it is offered.⁴

The only required course for merit badge counselors is Youth Protection Training. Periodically we offer merit badge counselor instructor led classes.

Sincerely yours in Scouting,

Bill Nelson

Salt River District Training Chair (bnelsonsrd@live.com)

⁴ Instructor led courses must be taken within six months of accepting the position. A schedule of instructor led classes is available here: <http://www.grandcanyonbsa.org/training>

⁵ The current instruction is that all LDS Venturing Crew advisers and associate advisers as well as any direct contact leaders of any crew that camps must take this course.




www.scouting.org






Prepared. For Life.™








May 2012

Date	Day	Time	Event	Details
1	Tue	12:00PM	Training	A matrix which contains what training is required for every position is HERE . More training classes are available here .
2	Wed	1:30PM	Pope Pius XII	 Pope Pius Board of Review at the Diocesan Pastoral Center
3	Thu	7:00PM	Round Table	The monthly Salt River Round Table is an opportunity for Unit Leaders to share their experiences and learn about District activities - Location - recommended for all Cub Scout, Boy Scout, Varsity and Venturing leaders.
12	Sat	7:00AM	Scoutmaster Specific Training	 Salt River District is hosting this event locally. Mandatory for Scoutmasters and Asst. Scoutmasters More is here .
12	Sat	7:30AM	Venturing Leader Specific Training	 The Salt River District will be hosting training for Venturing Leader Specific Training for: Venture Crew Advisors & Assistants; Crew Committee Members. More is here .
12	Sat	7:30AM	Varsity Specific Training	 Salt River District will be hosting Varsity Specific Training. This is Mandatory for Varsity Coaches, Asst. Coaches and Varsity Committee Members. More is here .
12	Sat	9:00AM	Chartered Organization Rep Training	 Training for the Chartered Organization Representative. More information is here .
15	Tue	7:00PM	Key 3	Key 3 Committee Mtg
20	Sun	1:30PM	Pope Pius XII	 Pope Pius awards ceremony will be held at St. James Parish in Glendale
22	Tue	7:00PM	Eagle Board	Eagle Board of Review and Project Reviews - Location

28	Mon	12:00PM	Woodbadge	 <p>Advanced Leadership Training for: Cub Scout, Boy Scout, Varsity Scout, Venturing, District and Council Leaders Wood Badge Participants Learn To:</p> <ul style="list-style-type: none"> • View scouting globally as a family of inter-related value-based programs that provide age appropriate activities for youth. • Recognize the contemporary leadership concepts utilized in corporate America and leading government organizations that are relevant to our value-based movement. • Apply the skills learned from participation as a member of a successful working team. • Revitalize commitment by sharing in an overall inspirational experience that helps provide Scouting with the leadership it needs to accomplish its mission on an ongoing basis. <p>Sign up</p>
28-16	Mon-Sat	12:00PM	National Youth Leadership Training	 <p>Grand Canyon Council's National Youth Leadership Training (NYLT) course. ~ Geronimo* - Sign up</p>
31	Thu	7:00PM	SRD Committee Mtg	The monthly Salt River Committee Meeting for District leadership
June 2012				
Date	Day	Time	Event	Details
2	Sat	7:30AM	Advancement Day	Advancement Day flyer and schedule
2-9	Sat-Sat	11:00AM	SC Geronimo 1	 <p>Geronimo Summer Camp Week 1</p>
7	Thu	7:00PM	Round Table	The monthly Salt River Round Table is an opportunity for Unit Leaders to share their experiences and learn about District activities - Location - recommended for all Cub Scout, Boy Scout, Varsity and Venturing leaders.
7	Thu	7:00PM	LDS/SRD	Meets during Roundtable every other month

			Relations Committee	
9-16	Sat-Sat	11:00PM	SC Geronimo 2	 Geronimo Summer Camp Week 2
16-23	Sat-Sat	12:00PM	SC Geronimo 3	 Geronimo Summer Camp Week 3
19	Tue	7:00PM	Key 3	Key 3 Committee Mtg
23	Sat	7:30AM	Advancement Day	Advancement Day flyer and schedule
23-30	Sat-Sat	11:00AM	SC Geronimo 4	 Geronimo Summer Camp Week 4
26	Tue	7:00PM	Eagle Board	Eagle Board of Review and Project Reviews - Location
28	Thu	7:00PM	SRD Committee Mtg	The monthly Salt River Committee Meeting for District leadership - Canceled
30-7	Sat-Sat	11:00AM	SC Geronimo 5	 Geronimo Summer Camp Week 5
July 2012				
Date	Day	Time	Event	Details
1	Sun	12:00PM	Training	A matrix which contains what training is required for every position is HERE . More training classes are available here .
5	Thu	7:00PM	Round Table	The monthly Salt River Round Table is an opportunity for Unit Leaders to share their experiences and learn about District activities - Location - recommended for all Cub Scout, Boy Scout, Varsity and Venturing leaders. - Canceled
7-14	Sat-Sat	11:00AM	SC Geronimo 6	 Geronimo Summer Camp Week 6

7	Sat	12:00PM	Scoutmaster & ASM Specific Training	 Salt River District is hosting this event locally. Mandatory for Scoutmasters and Asst. Scoutmasters More is here.
14	Sat	7:00AM	Introduction to Outdoor Leader Skills In ONE Day!	 Salt River District will be hosting this training Locally. Not a campout. Most of the training will be indoors. Mandatory training for all Scoutmasters, Asst. Scoutmasters, Varsity Coaches and Asst. Varsity Coaches and Venturing Advisors. Recommended for Webelos Leaders. More information and registration is here. Leaders who have helped Scouts to 1st class for 2 years or more may be able to test out of this course. Email Bill Nelson.
14-21	Sat-Sat	11:00AM	SC Geronimo 7	 Geronimo Summer Camp Week 7
17	Tue	7:00PM	Key 3	Key 3 Committee Mtg - Canceled
21-28	Sat-Sat	11:00AM	SC Geronimo 8	 Geronimo Summer Camp Week 8
23-27	Mon-Fri	12:00PM	National Youth Leadership Training	 Grand Canyon Council's National Youth Leadership Training (NYLT) course. ~ R-C* - Sign up
24	Tue	7:00PM	Eagle Board	Eagle Board of Review and Project Reviews - Location
26	Thu	7:00PM	SRD Committee Mtg	The monthly Salt River Committee Meeting for District leadership

Join BSA National's Scouting Research Panels

WANTED: Boy Scouts and Venturing Scouts 14 years of age or older, adult volunteers of any program, and parents of Cub Scouts who want to give their opinions! The Research & Program Innovation Department is looking for people to be a part of our research panel. As a member of the panel, you will receive surveys (no more than three per year) regarding new programs or proposed changes to existing Scouting programs. To register, click on the link below:

<http://www.scouting.org/about/research/ResearchPanel.aspx>.

For those who don't know: Council has changed the Tour Permit form - it is now called a Tour Plan. You can submit it by paper or online (the online version will be updated next month.) For more information see:

<http://grandcanyonbsa.org/openrosters/ViewOrgPageLink.asp?LinkKey=33766&orgkey=62>





<p>Roundtable</p>	<p>The first Thursday of each month (except July) at the Lakeshore LDS Church (north of Guadalupe on Lakeshore)</p> <p>Next meeting Thursday, May 3!</p> <p>Please submit announcements at least one week in advance to George Harris, gdh2796@cox.net</p>
<p>District Website</p>	<p>http://www.azscout.org <i>Select Salt River District for the Unit.</i></p>

Want Ads

The District is in need of Volunteers to help keep it running smoothly, keeping units informed, trained, and ensuring more fun for all our scouts. We have some specific positions to be filled, but there are a lot of other places where we can use members at large. Come join us and share your heart and brain with the rest of us.

Trainers – All Levels, Commissioners – All Levels

Many areas need committees or several scouters to make things work. We are always in need of Commissioners and Trainers. Individual events, like Camporee, Webelos Woods, Pinewood Derby, Fishing Derby, etc. need committees to run these events.

For cost reasons, the Grand Canyon Council will no longer be distributing flyers at roundtable. We will send announcements out via this email group. Adult leaders please join this group and receive all the info!!!

Cub Scout Leaders should send an email to:
srdcubs-subscribe@yahoogroups.com

Boy Scout, Varsity, Venturing and District leaders should send an email to:
srdscouts-subscribe@yahoogroups.com

The Petroglyphs is a publication of the Salt River District. All you see above comes from various sources in the District. News and items are encouraged from any Scouter. Please contact the Editor with your items at least 2 weeks in advance of the next Roundtable to ensure publication.

Editor	Claudia Gray	480 961-3060	cggray@cox.net
District Executive	Kasey Green	602 955-7747 x225	kmgreen@grandcanyonbsa.org
District Chairman	Don Fletcher	602 471-8185	dfletcher@lakeandcobb.com
District Commissioner	Michael Forrest	480 204-4611	mikeaforrest@hotmail.com

For a listing of the District Committee
Visit the District Website: <http://www.azscout.org>.