



# Salt River District

# Petroglyphs

## September 2011



### District Happenings

*Flyers and further details may also be available on the District Web Site*

## **SALT RIVER DISTRICT -- FALL CAMPOREE**

### **Sept 23-25, 2011 AT CAMP GERONIMO**

### *BUCCANEERS OF THE MOGOLLON*

Hey mate - Grab your pirate gear, practice your new pirate patrol name and cheer, hoist your pirate patrol flags, and practice your pirate plank walkin – cause we are having a real Caribbean style – swashbuckling Pirate (Buccaneer) Camporee.

Cost - \$6.00 per scout or adult  
Scouts and Webelos invited  
Lunch is provided on Saturday



Competitive patrol events –

- Walk the plank, or find yourself knee deep in mud and gators.
- Can you read a real treasure map (paces equal 2 -1/2 feet)
- Who can cook the best pirate pancake
- Pirate hats are now in style – who can make the best one?
- Finding gold the hard way –the lost pirates gold panning cove.
- Pirates get cold too – who can make the quickest fire ?
- Here Doggie – make a bowline lasso to get the dog & the key
- Man overboard – Coil and throw – where did he go?

Awards Ceremony at 1:30 PM

Awards for top 5 Troops or Packs – 350 points possible

- 50 Points for Early Registration –by Sept Roundtable
- 100 Points for Campsite Inspection – go with the theme
- 100 Points - Uniform Inspection including 10 for kerchief
- 50 Points for attendance at Crackerbarrel 9 PM - SM & SPL
- 50 Tour Permit posted at camp site



## Fall Camporee – Sept 23-25, 2011

### Friday Sept 23, 2011

Registration – 3:00 PM – 9:00 PM

Arrive and set up Camp – Eat dinner at your campsite

Crackerbarrel at Dining Hall - 9 PM to 10 PM (SM and SPL)

Lights out 10:30 PM

### Saturday Sept 24, 2011

Wake up - 6:00 AM

Breakfast - get camp site ready for inspection

Uniform Inspection - 7:00 AM by Flag Pole by dining hall

Flag Ceremony right after uniform inspection.

Go back to Camp to get ready for classes

Class 1: 7:30 to 8:00    Class 5 10:10 to 10:40

Class 2: 8:10 to 8:40    Class 6 10:50 to 11:20

Class 3: 8:50 to 9:20    Class 7 11:30 to 12:00

Class 4: 9:30 to 10:00

Gold Panning - Class A 7:30 to 8:40

Gold Panning - Class B 8:50 to 10:00

Gold Panning - Class C 10:10 to 11:20

There will be 8 Classes offered at all times. Gold Panning will require a ticket that you will pick up when you check in. Patrol or Pack will need to choose the activities they want to attend. Each class will keep track of the best 3 performances and will recognize them in awards ceremony.

Lunch Noon to 1:00 PM – provided in the dining hall

Award Ceremony 1:30 PM to 2:00 PM

Free time to see Camp – after awards ceremony till 5:00 PM

Dinner 5:00 PM to 7:00 PM

Campfire 7:30 PM to 8:30 PM

Lights out 10:30 PM

### Sunday – September 25, 2010

Wake – Breakfast – Pack up to go home

# Fall Camporee – Sept 23-25, 2011

## **Camp Check out Procedures.**

This year the camp requires that each troop must have a formal check out procedure. When you are ready to check out please contact one of the staff and request a check out time. We will come with you to inspect your campsite to be sure that all platforms have been put back in SM cabin or in a protected area , that fires are completely out (you must be able to put your bare hand into the fire as far as possible) and that there is no damage or trash. Toilet and Ramada areas must be clean. Upon checking out of camp we will give you your Camporee patches. Let's leave our campsites better then what we found.

## **Fire Restrictions**

We will keep everyone posted as to fire restrictions. It may not be possible to have a campfire in your camp if fire restrictions are in place. If fire restrictions are not in place we must be careful with campfires. Fires that are not attended must be completely out. Fires can only be built in designated campfire places.

## **Weather - Toilets - Water**

Expect the weather to be warm - Should go down at night but during the day may be in the 80s or higher. Always prepare for rain. There will be flushing modern toilets in most campsites. Please bring your own toilet paper and garbage bags. There will be dumpsters to put trash in. All trash put in dumpsters must first be put in a plastic bag. Water will be available at all campsites. There are no tents, each unit should bring tents.

## **First Aid - Safety**

Please report any injuries to medical staff at Dining Hall. Each unit should bring a first aid kit and plenty of water for scouts to have during Saturday. Suggest that leaders provide cold water bottles to their scouts on Saturday. Encourage scouts to drink water often. Please be sure that no rocks are thrown and that your scouts act safely in all they do. Please have scouts follow the buddy system. Let's do our best to make this an accident free Camporee.

## **Preparation for Events**

Please bring a shovel and bucket for gold panning. The plank walking event will have some deep mud should a scout fall off (which is to be expected ) so the scout should wear clothing that will not be damaged by water and mud. Events will be competitive with prizes given out to three best patrols/pack at the award ceremony. Each event will require the patrol to give their patrol name and yell. Points will be awarded not only for best time or score but also for conduct, working together and organization.





### **Campfire Skits**

Campfire Saturday Night 7:30 to 8:30 - turn in skits on registration form. Would be fun to have some pirate type skits.

### **Uniform Inspection**

As in prior years - SPL will be expected to complete the uniform inspection and complete the uniform inspection form. Forms are available during check in. The SPL will inspect each scout's uniform just before the flag ceremony, complete the form, and stand first in line with the completed form. Sometime before or after the flag ceremony an inspector will review and collect the form. This year ten points (out of 100) will be given for a scarf, arm band, hat or other items (all must be matching) that is part of pirate theme.

### **Campsite Inspections**

Camp Sites - Extra points for going with the theme – when you prepare your menu – use pirate names for the food (be sure to post your menus). Rename your camp site to a pirate ship or pirate cove – be sure to post the name so we can see it. Use or make a pirate flag, or other pirate items to dress up your campsite – many pirates did not like sleeping on board their boat. They often would dock their boats and sleep on shore – make your camp look like a pirate camp on shore. Keep in mind that all the pirates on this Camporee are expected to be neat and clean.

Be sure to post your unit number somewhere and if you are sharing a campsite be sure inspectors know where each unit is.

### **Vehicles**

After you check in at the Dining Hall upon entering camp, only one equipment vehicle will be allowed to transport camp equipment to camp site. Scouts are expected to walk. All vehicles must be removed to parking lot - Council has said any vehicle left in Camp could cost us a \$50 fine. We want to be sure we follow all Camp rules and ask that you pay particular attention to this rule – thanks for understanding. All vehicles must be out of Camp by Crackerbarrel (9 PM), unless special permission has been obtained with a special pass for a medical concern. Equipment trailers can stay at campsite so long as two vehicles are in parking lot.

### **If you would like to Help**

We need troops and adults to help run events, help with lunch, registration, uniform inspection, camp site inspection and many other items. Please contact Dan Bang or Roy Hollis or let us know on your registration form. Thanks so much for making this a great camporee.

**Fall Camporee – Sept 23-25, 2011  
Registration Form**

**Unit Number** \_\_\_\_\_

**Unit Leader** \_\_\_\_\_

**Phone** \_\_\_\_\_ **Email** \_\_\_\_\_

**# of Adults** \_\_\_\_\_ **Scouts** \_\_\_\_\_ **Webelos**  
\_\_\_\_\_

**Skit or Song at the Campfire** \_\_\_\_\_

**Total Adults/Scouts/Webelos** \_\_\_\_\_ **X \$6.00 =** \_\_\_\_\_

**Checks payable to Grand Canyon Council**

**If you would like to help or have any special request**

\_\_\_\_\_

\_\_\_\_\_

Register by mail or on–line through Grand Canyon Council web site .  
[www.grandcanyonbsa.org](http://www.grandcanyonbsa.org). If mailed, this form and your check should  
be mailed to Mack Tarwater - 1934 E. Redfield, Tempe, 85283.  
[mtarh2o@msn.com](mailto:mtarh2o@msn.com)

## Youth Protection

The Boy Scouts of America places the greatest importance on creating the most secure environment possible for our youth members. To maintain such an environment, the BSA developed numerous procedural and leadership selection policies and provides parents and leaders with resources for the Cub Scout, Boy Scout, and Venturing programs.

The adult application requests background information that should be checked by the unit committee or the chartered organization before accepting an applicant for unit leadership. While no current screening techniques exist that can identify every potential child molester, we can reduce the risk of accepting a child molester by learning all we can about an applicant for a leadership position—his or her experience with children, why he or she wants to be a Scout leader, and what discipline techniques he or she would use.

### **Effective June 1, 2010**

- **Youth Protection training is required for all BSA registered volunteers, regardless of their position.**
- **New leaders are required to take Youth Protection training before submitting an application for registration. The certificate of completion for this training must be submitted at the time the application is made and before volunteer service with youth begins.**
- **Youth Protection training must be taken every two years. If a volunteer's Youth Protection training record is not current at the time of recharter, the volunteer will not be reregistered.**

### **Barriers to Abuse Within Scouting**

The BSA has adopted the following policies to provide additional security for our members. These policies are primarily for the protection of our youth members; however, they also serve to protect our adult leaders from false accusations of abuse.

**Two-deep leadership.** Two registered adult leaders or one registered leader and a parent of a participant, or other adult, one of whom must be 21 years of age or older, are required on all trips and outings. The chartered organization is responsible for ensuring that sufficient leadership is provided for all activities.

**No one-on-one contact.** One-on-one contact between adults and youth members is not permitted. In situations that require personal conferences, such as a Scoutmaster's conference, the meeting is to be conducted in view of other adults and youths.

**Respect of privacy.** Adult leaders must respect the privacy of youth members in situations such as changing clothes and taking showers at camp, and intrude only to the extent that health and safety require. Adults must protect their own privacy in similar situations.

**Cameras, imaging, and digital devices.** While most campers and leaders use cameras and other imaging devices responsibly, it has become very easy to invade the privacy of individuals. It is inappropriate to use any device capable of recording or transmitting visual images in shower houses, restrooms, or other areas where privacy is expected by participants.

**Separate accommodations.** When camping, no youth is permitted to sleep in the tent of an adult other than his own parent or guardian. Councils are strongly encouraged to have separate shower and latrine facilities for females. When separate facilities are not available, separate times for male and female use should be scheduled and posted for showers.

**Proper preparation for high-adventure activities.** Activities with elements of risk should never be undertaken without proper preparation, equipment, clothing, supervision, and safety measures.

**No secret organizations.** The Boy Scouts of America does not recognize any secret organizations as part of its program. All aspects of the Scouting program are open to observation by parents and leaders.

**Appropriate attire.** Proper clothing for activities is required. For example, skinny-dipping is not appropriate as part of Scouting.

**Constructive discipline.** Discipline used in Scouting should be constructive and reflect Scouting's values. Corporal punishment is never permitted.

**Hazing prohibited.** Physical hazing and initiations are prohibited and may not be included as part of any Scouting activity.

**Junior leader training and supervision.** Adult leaders must monitor and guide the leadership techniques used by junior leaders and ensure that BSA policies are followed.

**Member responsibilities.** All members of the Boy Scouts of America are expected to conduct themselves in accordance with the principles set forth in the Scout Oath and Law. Physical violence, hazing, bullying, theft, verbal insults, drugs, and alcohol have no place in the Scouting program and may result in the revocation of a Scout's membership in the unit.

**Unit responsibilities.** The head of the chartered organization or chartered organization representative and the local council must approve the registration of the unit's adult leader. Adult leaders of Scouting units are responsible for monitoring the behavior of youth members and interceding when necessary. Parents of youth members who misbehave should be informed and asked for assistance in dealing with it.



- Internet Advancement Enhancements:** Internet Advancement, the online service for units submitting youth member advancement, has been enhanced with important new features. Among these are the following:
- Youth Protection Training (YPT) completed date – the last YPT completed date from the person record, if any, is displayed on the Unit Roster report. The course code is included based on the unit program type.
  - View Previous Advancement Reports – This new feature provides access to the List of Reports Submitted for the unit. No longer will a unit have only one opportunity to get the advancement report online or be required to contact the council to obtain a prior report that was submitted.
  - Academic and Sports Belt Loops – Cub Scout packs may enter and submit the dates on which Belt Loops have been earned by pack members. This feature is available by Multiple Person Entry and individual entry.
  - Tiger Cub rank – Cub Scout packs may enter completion of the Tiger Cub rank for members who earned the award as a Tiger Cub but did not have it entered in their records.

Please encourage unit volunteers to check out these enhancements and to use Internet Advancement.



BOY SCOUTS OF AMERICA      DATE \_\_\_\_\_

Received in council service center \_\_\_\_\_  
(Date)

## UNIT MONEY-EARNING APPLICATION

Applications are not required for council-coordinated money-earning projects such as popcorn sales or Scout show ticket sales.

Please submit this application to your council service center at least two weeks in advance of the proposed date of your money-earning project. Read the 10 guides on the other side of this form. They will help you in answering the questions below.

Pack

Troop

No. \_\_\_\_\_ Chartered Organization \_\_\_\_\_

Team

Crew

Community \_\_\_\_\_ District \_\_\_\_\_

Submits the following plans for its money-earning project and requests permission to carry them out.

What is your unit's money-earning plan? \_\_\_\_\_

About how much does your unit expect to earn from this project? \_\_\_\_\_ How will this money be used? \_\_\_\_\_

Does your chartered organization give full approval for this plan? \_\_\_\_\_

What are the proposed dates? \_\_\_\_\_

Are tickets or a product to be sold? Please specify. \_\_\_\_\_

Will your members be in uniform while carrying out this project? (See Items 3-6 on other side.) \_\_\_\_\_

Have you checked with neighboring units to avoid any overlapping of territory while working? \_\_\_\_\_

Is your product or service in direct conflict with that offered by local merchants? \_\_\_\_\_

Are any contracts to be signed? \_\_\_\_\_ If so, by whom? \_\_\_\_\_

Give details. \_\_\_\_\_

Is your unit on the budget plan? \_\_\_\_\_ How much are the dues? \_\_\_\_\_

How much does your unit have in its treasury? \_\_\_\_\_

Signed \_\_\_\_\_ Signed \_\_\_\_\_

(Chartered Organization Representative)

(Unit Leader)

Signed \_\_\_\_\_

(Chairman, Unit Committee)

(Address of Chairman)

**FOR USE OF DISTRICT OR COUNCIL FINANCE COMMITTEE:** Telephone \_\_\_\_\_

Approved by \_\_\_\_\_ Date \_\_\_\_\_

Approved subject to the following conditions \_\_\_\_\_

## GUIDES TO UNIT MONEY-EARNING PROJECTS

A unit's money-earning methods should reflect Scouting's basic values. Whenever your unit is planning a money-earning project, this checklist can serve as your guide. If your answer is "Yes" to all the questions that follow, it is likely the project conforms to Scouting's standards and will be approved.

**1. Do you really need a fund-raising project?**

There should be a real need for raising money based on your unit's program. Units should not engage in money-earning projects merely because someone has offered an attractive plan. Remember that individual youth members are expected to earn their own way. The need should be beyond normal budget items covered by dues.

**2. If any contracts are to be signed, will they be signed by an individual, without reference to the Boy Scouts of America and without binding the local council, the Boy Scouts of America, or the chartered organization?**

Before any person in your unit signs a contract, he must make sure the venture is legitimate and worthy. If a contract is signed, he is personally responsible. He may not sign on behalf of the local council or the Boy Scouts of America, nor may he bind the chartered organization without its written authorization. If you are not sure, check with your district executive for help.

**3. Will your fund-raiser prevent promoters from trading on the name and goodwill of the Boy Scouts of America?**

Because of Scouting's good reputation, customers rarely question the quality or price of a product. The nationwide network of Scouting units must not become a beehive of commercial interest.

**4. Will the fund-raising activity uphold the good name of the BSA? Does it avoid games of chance, gambling, etc.?**

Selling raffle tickets or other games of chance is a direct violation of the BSA Rules and Regulations, which forbid gambling. The product must not detract from the ideals and principles of the BSA.

**5. If a commercial product is to be sold, will it be sold on its own merits and without reference to the needs of Scouting?**

All commercial products must sell on their own merits, not the benefit received by the Boy Scouts. The principle of value received is critical in choosing what to sell.

**6. If a commercial product is to be sold, will the fund-raising activity comply with BSA policy on wearing the uniform?**

The official uniform is intended to be worn primarily for use in connection with Scouting activities. However, council executive boards may approve use of the uniform for any fund-raising activity. Typically, council popcorn sales or Scout show ticket sales are approved uniform fund-raisers.

**7. Will the fund-raising project avoid soliciting money or gifts?**

The BSA Rules and Regulations state, "Youth members shall not be permitted to serve as solicitors of money for their chartered organizations, for the local council, or in support of other organizations. Adult and youth members shall not be permitted to serve as solicitors of money in support of personal or unit participation in local, national, or international events."

For example: Boy Scouts/Cub Scouts and leaders should not identify themselves as Boy Scouts/Cub Scouts or as a troop/pack participate in The Salvation Army's Christmas Bell Ringing program. This would be raising money for another organization. **At no time are units permitted to solicit contributions for unit programs.**

**8. Does the fund-raising activity avoid competition with other units, your chartered organization, your local council, and the United Way?**

Check with your chartered organization representative and your district executive to make certain that your chartered organization and the council agree on the dates and type of fund-raiser.

**The local council is responsible for upholding the Charter and By-laws and the Rules and Regulations of the BSA. To ensure compliance, all unit fund-raisers MUST OBTAIN WRITTEN APPROVAL from the local council NO LESS THAN 14 DAYS before the fund-raising activity.**

#34427





# YOU CAN BE PART OF THE 2013 NATIONAL JAMBOREE

## The first National Jamboree held at The Bechtel Summit in West Virginia



SCOUTS LISTEN AS A LOCAL TOUR GUIDE EXPLAINS THE HISTORY OF BOSTON



SCOUTS VISIT TIME SQUARE IN NEW YORK CITY



SCOUTS GATHER IN FRONT OF MASSACHUSETTE STATE HOUSE FOR A TROOP PHOTO



SCOUTS WAVE AT THE PHOTOGRAPHER AT HILL CUMORAH, PALMYRA, NY



SCOUTS FROM ACROSS THE NATION GATHER AT JAMBOREE FOR THE OPENING SHOW AT THE ARENA



A FEAST FIT FOR ANY GROWING SCOUT OF LOBSTER, CORN and POTATOES



SCOUTS GATHER IN FRONT OF THE MARINE CORPS MEMORIAL (IWO JIMA MEMORIAL) AT ARLINGTON



SCOUTS LOOKING OVER THE RAILING AS WATER FLOWS OVER NIAGARA FALLS

## **EAST COAST HISTORICAL TOUR STARTING IN BOSTON MASSACHUSETTS**

Day 1: Fly from PHX to Boston, MA

Day 2: Visit Historical Boston, Lexington Concord, and dine on fresh Maine Lobster.

Day 3: Visit the home of President's Adams and Kennedy, Plymouth Rock, the Basketball Hall of Fame and the Springfield Armory in Springfield, Massachusetts.

Day 4: Travel to New York City visiting the USS Intrepid, Ellis Island and the Statue of Liberty

Day 5: Ground Zero, Central Park, Wall Street, The United Nations and Time Square

Day 6: Board your bus with a local step-on Tour Guide as you travel throughout NYC.

Day 7: Visit Historical Philadelphia, dine on a genuine Philly Steak Sandwich, run the steps of the Philadelphia Art Museum (think Rocky). Visit the Lancaster PA Amish community.

Day 8: Tour the Gettysburg battlefield and town of Gettysburg then off to Ft. McHenry the birthplace of the Star Spangled Banner. Arrive Washington DC for evening tour.

Day 9: Visit the historical and government sites in Washington DC.

Day 10: Visit the historical and government sites in Washington DC.

Day 11— 20: On Monday, July 15, 2013 we will journey to the site of the 2013 National Jamboree to begin your Jamboree experience.

Day 21: Depart the National Jamboree and travel to Kings Island, located outside of Cincinnati, OH for a day of water fun, fast moving roller coasters and relaxation.

Day 22: Depart Cincinnati, OH for the flight back home.

## **UP STATE NEW YORK TOUR of LDS CHURCH HISTORY STARTING IN WASHINGTON DC**

Day 1: After red-eye flight from PHX to Washington DC, begin visit of historical and government sites.

Day 2: Visit the historical and government sites in Washington DC.

Day 3: Visit the historical and government sites in Washington DC.

Day 4: Travel to Ft. McHenry, the birthplace of the Star Spangled Banner, then off to Gettysburg battlefield. Visit the Lancaster PA Amish community.

Day 5: Visit historic Philadelphia, dine on a genuine Philly Steak Sandwich, run the steps of the Philadelphia Art Museum (think Rocky) and then on to Valley Forge.

Day 6: Travel to New York City visiting the USS Intrepid, Ellis Island and the Statue of Liberty

Day 7: Board your bus with a local step-on Tour Guide as you travel throughout NYC.

Day 8: Visit Baseball Hall of Fame in Cooperstown and then on to church history sites in Fayette and Palmyra and view Hill Cumorah Pageant

Day 9: Visit church history sites in Palmyra then travel to Niagara Falls and on to Kirtland.

Day 10: Visit historic Kirtland, OH and surrounding areas

Day 11— 20: On Monday, July 15, 2013 we will journey to the site of the 2013 National Jamboree to begin your Jamboree experience.

Day 21: Depart the National Jamboree and travel to Kings Island, located outside of Cincinnati, OH for a day of water fun, fast moving roller coasters and relaxation.

Day 22: Depart Cincinnati, OH for the flight back home.

## **WASHINGTON DC TOUR AND NATIONAL JAMBOREE**

Day 1: Fly from PHX to Washington DC. Enjoy an evening tour of the Washington DC area before checking into your hotel.

Day 2-4: Tour sites will partially be determined by the Troop members. Scouts will have three days to visit historical and government sites in and around the Washington DC area.

Day 5: On Monday, July 15, 2013 will we journey to the site of the 2013 National Jamboree to begin your Jamboree experience.

Day 14: Depart the National Jamboree and travel to Kings Island, located outside of Cincinnati, OH for a day of water fun, fast moving roller coasters and relaxation.

Day 15: Depart Cincinnati, OH for the flight back home.

**FOR DETAILED INFORMATION  
ON HOW YOU CAN BE PART  
OF THE 2013 NATIONAL  
JAMBOREE CONTACT**

**Scoutmaster Tim Wolf**

[twolfdaf@cox.net](mailto:twolfdaf@cox.net)

**(602) 790-9211**

**Follow us on Facebook;  
2013 Grand Canyon Council-  
National Jamboree Troop-1**

THE ORIGINAL

# HARLEM GLOBETROTTERS®

www.harlemglobetrotters.com

**\*\* SAVE THE DATE \*\***

## **SPECIAL SCOUTING DISCOUNT**

Come See The Harlem Globetrotters in *Phoenix, AZ!*

*Friday, February 17<sup>th</sup> @ 7pm*

*Saturday, February 18<sup>th</sup> @ 2pm*

Save up to \$12.75 per ticket and a scout patch is included!

**Tickets start at just \$13.99\*!**

\* A portion of the proceeds goes back to Grand Canyon Council

Tickets have not gone on sale yet, but to pre-order your

tickets or to be put on our wait list please contact:

Jasper Joyce @ 800-641-4667 x 118

or email her @ [joyce@harlemglobetrotters.com](mailto:joyce@harlemglobetrotters.com)



# Newest Eagle Scouts Congratulations!

## AUGUST

Zade Egginton Bennett	Troop 379
Jason James Cowan	Troop 14
Chase Evan Erausquin	Troop 17
Don Joseph Green	Troop 474
Andrew (Andy) Ronald Hopkins	Troop 575
Benjamin Ray Miller	Troop 474
Hyrum Dyer Miller	Crew 9595
Seung Jae Son	Troop 707
Chad Aaron Storm	Troop 379

Thank you to the Eagle Board for all that you do!!

Helpers are needed at the Eagle Boards held the last Tuesday of each month. If you can assist or for more information – please contact Mack Tarwater.



# Merit Badge Counselor Application Process (Grand Canyon Council)

New Merit Badge Counselors or Dropped Membership as a registered Merit Badge Counselor can follow the below Merit badge application Process:

**1. Submit a completed Adult Registration form and Disclosure form (Both are the standard two part registration form).**

The only signature required is of the person applying to be the Merit Badge Counselor. It is required by National that a separate application be turned in to register as a Merit Badge Counselor.

Notes:


- a. If the Individual on the application wants to register as a Merit Badge Counselor and as a Scout Unit Leader or as a Member of Committee the two additional signatures will be required to approve the Scout Unit Position. With two positions being applied for it is required to have a copy to process **two separate applications**.
- b. If the applicant is already approved and registered in a unit as a leader or as Member of Committee, another adult application is still required be filled out and turned in to register as a Merit Badge Counselor.
- c. The Merit Badge registration is good for the current year. Annual registration starts in March and drops the end of February. Please check with your District Executive to know if your leaders are currently registered as Merit badge counselors.

**2. Submit a copy of the Youth Protection Card (always required to be turned in with every adult application)**

**3. Submit the Merit Badge Counselor registration form**

Notes:

- a. This form is a separate form that explains what merit badges will be taught and specifies in which areas the Counselor prefers to assist (unit scouts, district wide scouts, or council wide scouts).
- b. If the applicant is already registered as a Merit Badge Counselor for the current year and would like to update or add additional merit badges they would like to teach; this form can be submitted without the Adult registration form.






## NEW MERIT BADGE

The BSA's newest merit badge, Chess, will be launched in September with some exciting events designed to raise interest and awareness. The kickoff event will take place at the grand opening of the new Chess Hall of Fame on Sept. 8-10.

The merit badge pamphlet is being printed and is expected to be in Scout shops in mid to late August! Here's what the cover will look like:



The merit badge will look like this:



Scouts can start working on the badge as soon as the pamphlets are out or the requirements are posted on [www.scouting.org](http://www.scouting.org) whichever comes first. Of course you have to learn to play first and you can do that any time.

Learn to play chess:

<http://main.uschess.org/content/view/7324/28/>

10 Tips to winning!

<http://main.uschess.org/content/view/9111/28/>

Chess has helped mankind keep our minds fresh and active for over 1500 years. Philosopher Blaise Pascal called chess the "gymnasium of the mind." Chess has also been part of Scouting since the beginning; helping Scouts pass those long rainy days inside canvas tents. Chess legend Bobby Fischer was the author of a chess column called "Checkmate" in Boys' Life from 1966 until 1969.

The USCF (United States Chess Federation) provided the primary contributing writers for the Merit Badge Pamphlet. They will be helping to promote the badge through communications with the Chess delegate teams (similar to BSA's National Committees and Boards) and e-mail blasts, plus website and "tournament news" announcements.

Badge is: EMB Merit Chess # 613249

Merit Badge Pamphlet # 613560

Next up:

The new Guide to Advancement 2011 and new Eagle Project Workbook is on schedule to be released in early Fall.

Welding MB is scheduled to be released in early 2012 (that's right: Welding!).

"Chess is the gymnasium of the mind." - Pascal

# Baden Powell Troop Agreement

*\*This program is process driven; if you master the processes of Scouting, quality is sure to follow.*

Unit No. \_\_\_\_\_ District \_\_\_\_\_

Chartered Organization \_\_\_\_\_

1. **As a Baden Powell unit we agree to use the methods of Scouting:**  
*Patrol, Ideals, Outdoors, Advancement, Association w/ Adults, Personal Growth, Leadership, Uniform*
2. We will have all of our registered leaders fully trained.
  - a. Youth Protection Training
  - b. This Is Scouting
  - c. Fast Start
  - d. Leader Specific Training
  - e. In addition we will have at least one leader take the following trainings:
 

Hazardous Weather Training	Safety Afloat
Safe Swim Defense	Health and Safety
Outdoor Skills Training	
Read and Understand the Guide to Safe Scouting	
3. We will recharter by November 30<sup>th</sup>
4. We will track our youth advancement through the online advancement program.
5. We will offer spring and fall recruitment opportunities to join our troop. We will keep our BeAScout pin updated with current information.
6. We will conduct a parent talent survey and offer the opportunity for a member of each family to participate in the Troop.
7. We will conduct an annual program planning conference to plan our troop activities and budget for a year. By participating in the council fundraisers of Scout-O-Rama ticket sales and/or popcorn sales we will provide the financial resources to deliver a quality program to all members.
8. We will have our youth participate in a Council long-term camp experience.
9. We will educate every family and offer them the opportunity to participate in the Friends of Scouting campaign.
10. We will participate in at least two service projects a year, one of which will be Scouting For Food, and record it online at Good Turn for America.

Reviewed and accepted on this date \_\_\_\_\_ by:

Unit Leader / Unit Chair \_\_\_\_\_  
Print name Signature

As a commissioner for the Baden Powell unit, I agree to help the unit achieve these goals.

Baden Powell Unit Commissioner \_\_\_\_\_  
Print name Signature

\_\_\_\_\_  
District Commissioner / ADC

\_\_\_\_\_  
District Executive

# Baden Powell Pack Agreement

*\*This program is process driven; if you master the processes of Scouting, quality is sure to follow.*

Unit No. \_\_\_\_\_ District \_\_\_\_\_

Chartered Organization \_\_\_\_\_

1. **As a Baden Powell unit we agree to use the methods of Cub Scouting:**  
*Ideals, Den Method, Advancement, Family Involvement, Activities, Home/Neighborhood centered, Uniform*
2. We will have all of our registered leaders fully trained.
  - a. Youth Protection Training
  - b. This Is Scouting
  - c. Fast Start
  - d. Leader Specific Training
  - e. In addition we will have at least one leader take the following trainings:
    - Basic Adult Leader Outdoor Orientation (BALOO)
    - Hazardous Weather Training
    - Read and understand the Guide to Safe Scouting
3. We will recharter by November 30<sup>th</sup>
4. We will earn the National Summertime Pack Award.
5. We will track our youth advancement through the online advancement program.
6. We will offer spring and fall recruitment opportunities to join our pack and will keep our BeAScout pin updated with current information.
7. We will conduct a parent talent survey and offer the opportunity for a member of each family to participate in the Pack.
8. We will conduct an annual program planning conference to plan our pack and den activities and budget for a year. By participating in the council fundraisers of Scout-O-Rama ticket sales and/or popcorn sales we will provide the financial resources to deliver a quality program to all members.
9. We will have our youth participate in a Council day camp/outdoor experience during the year.
10. We will educate every family and offer them the opportunity to participate in the Friends of Scouting campaign.
11. We will participate in at least two service projects a year, one of which will be Scouting For Food, and record them online at Good Turn for America.

Reviewed and accepted on this date \_\_\_\_\_ by:

Unit Leader / Unit Chair \_\_\_\_\_  
Print name Signature

As a commissioner for the Baden Powell unit, I agree to help the unit achieve these goals.

Baden Powell Unit Commissioner \_\_\_\_\_  
Print name Signature

\_\_\_\_\_  
District Commissioner / ADC District Executive

# Baden Powell Crew Agreement

*\*This program is process driven; if you master the processes of Scouting, quality is sure to follow.*

Unit No. \_\_\_\_\_ District \_\_\_\_\_

Chartered Organization \_\_\_\_\_

1. **As a Baden Powell unit we agree to use the methods of Venturing:**  
*Leadership, Group Activities, Adult Association, Recognition, Ideals, High Adventure, Teaching Others*
2. We will have all of our registered leaders fully trained.
  - a. Venturing Youth Protection Training
  - b. This Is Scouting
  - c. Fast Start
  - d. Leader Specific Training
  - e. Outdoor Skills Training
  - f. Wilderness First Aid
  - g. In addition we will have at least one leader take the following trainings:
 

Hazardous Weather Training	Safety Afloat
Safe Swim Defense	Health and Safety
Read and Understand the Guide to Safe Scouting	
3. We will recharter by November 30<sup>th</sup>
4. We will track our youth advancement through the online advancement program.
5. We will offer spring and fall recruitment opportunities to join our Crew. We will keep our BeAScout pin updated with current information.
6. We will conduct an annual crew officers meeting to plan our Crew activities and budget for a year. We will provide the financial resources to deliver a quality program to all members. We will submit an application to earn money to the Council for review for our fundraiser(s).
7. We will have our youth participate in a high-adventure or interest-related long term activity.
8. We will educate every family and offer them the opportunity to participate in the Friends of Scouting campaign.
9. We will participate in at least two service projects a year, one of which will be Scouting For Food, and record it online at Good Turn for America.
10. We will, at least twice a year, engage in opportunities to coach, lead, or teach programs or projects that involve our areas of interest.

Reviewed and accepted on this date \_\_\_\_\_ by:

Unit Leader / Unit Chair \_\_\_\_\_  
Print name Signature

As a commissioner for the Baden Powell unit, I agree to help the unit achieve these goals.

Baden Powell Unit Commissioner \_\_\_\_\_  
Print name Signature

\_\_\_\_\_  
District Commissioner / ADC

\_\_\_\_\_  
District Executive

# Baden Powell Team Agreement

*\*This program is process driven; if you master the processes of Scouting, quality is sure to follow.*

Unit No. \_\_\_\_\_ District \_\_\_\_\_

Chartered Organization \_\_\_\_\_

1. **As a Baden Powell unit we agree to use the methods of Scouting:**  
*Ideals, Team, Outdoors, Advancement, Association w/ Adults, Personal Growth, Leadership, Uniform*
2. We will have all of our registered leaders fully trained.
  - a. Youth Protection Training
  - b. This Is Scouting
  - c. Fast Start
  - d. Leader Specific Training
  - e. In addition we will have at least one leader take the following trainings:
 

Hazardous Weather Training	Safety Afloat
Safe Swim Defense	Health and Safety
Outdoor Skills Training	
Read and Understand the Guide to Safe Scouting	
3. We will recharter by November 30<sup>th</sup>
4. We will track our youth advancement through the online advancement program.
5. We will offer spring and fall recruitment opportunities to join our Team. We will keep our BeAScout pin updated with current information.
6. We will conduct a parent talent survey and offer the opportunity for a member of each family to participate in the Team.
7. We will conduct an annual program planning conference to plan our team activities and budget for a year. We will provide the financial resources to deliver a quality program to all members. We will submit an application to earn money to the Council for review for our fundraiser(s).
8. We will have our youth participate in a council Varsity high-adventure activity or camp experience. (Triathlon, Wilderness Challenge, Rendezvous; Philmont, Sea Base, etc)
9. We will educate every family and offer them the opportunity to participate in the Friends of Scouting campaign.
10. We will participate in at least two service projects a year, one of which will be Scouting For Food, and record it online at Good Turn for America.

Reviewed and accepted on this date \_\_\_\_\_ by:

Unit Leader / Unit Chair \_\_\_\_\_  
Print name Signature

As a commissioner for the Baden Powell unit, I agree to help the unit achieve these goals.

Baden Powell Unit Commissioner \_\_\_\_\_  
Print name Signature

\_\_\_\_\_  
District Commissioner / ADC

\_\_\_\_\_  
District Executive

# TRAINING

## Wilderness First Aid 16-Hour Course 2011 Registration Form

Please complete and email your registration form to [jt@collierlifesafety.com](mailto:jt@collierlifesafety.com) then mail your deposit/full payment payable to CLSG at:

Collier Life Safety Group LLC  
835 W Warner Road Suite 101 PMB 460  
Gilbert, AZ 85233  
(480) 266-8260  
[jt@collierlifesafety.com](mailto:jt@collierlifesafety.com)

Please register me for the following Wilderness First Aid Course:

\_\_\_ April 30th & May 1<sup>st</sup>, 2011

\_\_\_ June 25<sup>th</sup> & 26<sup>th</sup>, 2011

\_\_\_ September 17<sup>th</sup> & 18<sup>th</sup>, 2011

I will be sending:

\_\_\_ Full payment of \$105.00

\_\_\_ Deposit of \$45.00

(NOTE: remainder of fee due on 1<sup>st</sup> day of class, book fee is non-refundable)

Name: \_\_\_\_\_

Address: \_\_\_\_\_

City, State, Zip: \_\_\_\_\_

Telephone No.: \_\_\_\_\_

Email: \_\_\_\_\_

I am affiliated with Boy Scouts: Pack, Troop or Crew # \_\_\_\_\_

Council \_\_\_\_\_

I am affiliated with \_\_\_\_\_  
(other organization)

Collier Life Safety Group • [www.collierlifesafety.com](http://www.collierlifesafety.com) • 480.266.8260

# Wilderness First Aid 16-Hour Course

## Course Information:

This 16-hour Wilderness First Aid course is for persons involved in activities that take them beyond the scope of traditional urban emergency medical services, when help is delayed in urban or rural situations, and mass casualty incidents. While many excursions are held in areas where transportation and emergency services are available, help may still be slow in arriving. This course is useful when in remote areas, in urban areas during and after disasters, or when emergencies occur during large gatherings, all of which can require care of the victim beyond the skills taught in regular first aid classes. Wilderness First Aid includes realistic scenarios where you will decide what is wrong with the "patient" and how to handle the situation, and whether you are "in town" or miles away from an emergency room or paramedic care. The main textbook is written in collaboration with the Wilderness Medical Society (WMS) and the American Academy of Orthopaedic Surgeons (AAOS).

*NOTE: This course does not include CPR. If you wish to take a CPR class or recertify your current CPR card, we will schedule a separate CPR class.*

**Cost:** Per Person Cost: \$105.00

This charge reflects a discount (\$155.00) available only to Boy Scouts, Boy Scout Leaders and their family, friends; fee covers the following materials: AAOS/WMS textbook, handouts, all equipment needed, and AAOS/ECSI/WMS Wilderness First Aid Certificate/Certification Card valid for 3 years.



## What to Bring to Class:

Pencil, pen, a wrist watch (preferably with a second hand).

## Instructors:

The classes are primarily taught by JT Collier, Owner of Collier Life Safety Group and a 19-year Firefighter/Paramedic. He has extensive experience in emergency care, including wilderness emergency care, and also has thorough training in technical rescue, and served in the Southern Arizona Rescue Association while working in Tucson, Arizona. JT teaches EMT and Hazardous Materials courses at Scottsdale Community College.

Tim Wolf will be assisting instruction. Tim has 18 years experience as a Firefighter/Paramedic and also has extensive training/experience in technical rescue. He has served with the Maricopa County Sheriff's Department in the Rescue Posse and also spent 4 years as a National Ski Patrolman at Snow Summit in the San Bernardino National Forest. Tim has taught EMT and Hazardous Materials courses at Scottsdale, & Mesa Community College.

## Dates & Registration Information:

Please see registration form attached which has the scheduled course dates, times and location. You should complete the registration form then email it to JT Collier at [jt@collierlifesafety.com](mailto:jt@collierlifesafety.com) or fax to 1-877-308-1246. Payment should be mailed once JT has received your completed registration form. If you would like more information please email JT at the above email or contact 480-266-8260.

Please visit our website for more information and additional programs at [www.collierlifesafety.com](http://www.collierlifesafety.com)

# LEARNING FOR LIFE AND EXPLORING

## 5K and 10K Competitive Run/Fun Walk

*Learning for Life, Exploring, Boy Scouts of America 7<sup>th</sup> Annual Run  
Build future leaders by running for Arizona's Youth!*



Saturday, November 19, 2011  
Peoria Sports Complex  
16101 N 83<sup>rd</sup> Avenue, Peoria, AZ 85382



Registration..... 7:00 am  
 10K Competitive Run..... 8:00 am  
     Adult Cost: \$25.00 thru November 12<sup>th</sup>, \$30.00 thereafter  
     Youth Cost (17 and under): \$15.00 thru November 12<sup>th</sup>, \$20.00 thereafter  
 5K Competitive Run/Fun Walk ..... 8:15 am  
     Adult Cost: \$20.00 thru November 12<sup>th</sup>, \$25.00 thereafter  
     Youth Cost (17 and under): \$15.00 thru November 12<sup>th</sup>, \$20.00 thereafter

*• Chip Timed • FREE T-Shirt • Refreshments • Silent Auction*

**Register NOW at [www.grandcanyonbsa.org/10k](http://www.grandcanyonbsa.org/10k)**

ONE PERSON PER FORM

Shirt Size:  Small  Medium  Large  X-Large  XX-Large

Name \_\_\_\_\_

Address \_\_\_\_\_

City/State/Zip \_\_\_\_\_

Phone \_\_\_\_\_ Email \_\_\_\_\_

10K Competitive Run

Adult - \$25.00    Adult - \$30.00 (after 11/12)    Youth - \$15.00    Youth - \$20.00 (after 11/12)

5K Competitive Run/Fun Walk

Adult - \$20.00    Adult - \$25.00 (after 11/12)    Youth - \$15.00    Youth - \$20.00 (after 11/12)

Make Check Payable to: BSA

Mail form to: Grand Canyon Council, Attn: Adriana Clifton & Steve Pomerantz, 2969 N Greenfield Rd, Phoenix, AZ 85016

# Cub Scout Specific Training (Tempe) Registration

**Description:** Cub Scout Specific Training (Tempe)

**Start Date/Time:** 9/17/2011 8:00 AM **End Date/Time:** 9/17/2011 12:00 PM

**Registration Ends:** 9/16/2011

**Early Payment Discount:** Before 9/7/2011 a discount of \$5.00 will apply.

**Contact E-mail:** [lucretiawilson@yahoo.com](mailto:lucretiawilson@yahoo.com)

**Cost:** \$15.00

Cub Scout Leader Specific Training  
**L.D.S. Lakeshore Chapel**  
**6001 S. Lakeshore Drive**  
**Tempe, Arizona**

MANDATORY FOR DEN LEADERS, TIGER LEADERS,  
WEBELOS LEADERS, CUBMASTERS AND ALL  
ASSISTANTS

**Details:** This training will also count for Pack Committee Members, Pack Trainers and Parent Coordinators

Registration opens at 8AM, Class begins at 8:30AM

A small trading post will be available with manuals. Cash or check accepted.

Course fee includes a light breakfast, a small snack and training materials.

**Activity Location:** [Map: 6001 South Lakeshore Drive, Tempe, AZ 85283, US](http://www.google.com/maps/place/6001+South+Lakeshore+Drive,+Tempe,+AZ+85283,+US)

**Cancellation Policy:** No refunds for cancellations within 15 days of the event

Register on the council website at: [www.grandcanyonbsa.org/training](http://www.grandcanyonbsa.org/training) OR  
Contact Lucky Wilson at: [lucretiawilson@yahoo.com](mailto:lucretiawilson@yahoo.com) or (480) 967-5375

**Basic Training Course Requirements**  
**Grand Canyon Council**  
**Leaders in BOLD must be fully trained this year**

**Cubmaster and Assistant** — Complete: Cubmaster Fast Start\* , This is Scouting\*\* and Cubmaster Specific Training\*\* (C72 + WA01+ C40)

Pack Chairman and Pack Committee — Complete: Pack Committee Fast Start\* , This is Scouting\*\* and Pack Committee Specific Training\*\* (CF4 + WA01 + C60) and this training includes the ScoutParents Unit Coordinator

**Tiger Cub Den Leader**-Complete: Tiger cub Den Leader Fast Start\* , This is Scouting\*\* and Tiger Cub Den Leader Specific Leader Training\*\* (C73 + WA01 + C41)

**Cub Scout Den Leader** — Complete: Den Leader Fast Start\* , This is Scouting\*\* and Cub Scout Den Leader Specific Training\*\* (C70 + WA01 + C42)

**Webelos Den Leader**-Complete: Webelos Den Leader Fast Start\* , This is Scouting\*\* and Webelos Den Leader Specific Training\*\* (C71 + WA01 + C61)

Pack Trainer — Complete: Pack Trainer Pos. Specific\*\* and The Trainer's EDGE\*\*\* (C62 + H96)

**Scoutmaster and Assistant**-Complete: Boy Scout Fast Start\* , This is Scouting\*\* , Introduction to Outdoor Leadership Skills\*\*\* , and Scoutmaster Specific Training\*\*\* (SFS + WA01 + S11 + S24)

Troop Chairman and Troop Committee-Complete: Boy Scout Fast Start\* , This is Scouting\*\* and Troop Committee Challenge\*\* (SFS + WA01 + WS10) and this training includes the Scout Parents Unit Coordinator.

**Varsity Coach and Assistant Varsity Coach**-Complete: Varsity Fast Start\* , This is Scouting\*\* , Varsity Leaders Specific Training\*\*\* , and Introduction to Outdoor Leadership Skills\*\*\* (VFS + WA01 + V21 + S11)

Team Chairman and Team Committee-Complete: Varsity Fast Start\* , This is Scouting\*\* and Varsity Leaders Specific Training\*\*\* (VFS + WA01 + V21) and this training includes the Scout Parents Unit Coordinator.

**Venturing Leader and Assistant** — Complete: Venturing Fast Start\* , This is Scouting\*\* and Venturing Leaders Specific Training\*\*\* , if crew camps: Introduction to Outdoor Leadership Skills\*\*\* (PFS + WA01 + P21 + S11 + Y02)

Crew Chairman and Crew Committee — Complete: Venturing Fast Start\* + This is Scouting\*\* and Venturing Leaders Specific Training\*\*\* (PFS + WA01 + P21 + Y02) and this training includes the Scout Parents Unit Coordinator.

**Skipper and Mate** — Complete: Venturing Fast Start\* , This is Scouting\*\* and Venturing Leaders Specific Training\*\*\* (PFS + WA01 + P21 + Y02)

Ship Chairman and Committee — Complete: Venturing Fast Start\* , This is Scouting\*\* and Venturing Leaders Specific Training\*\*\* (PFS + WA01 + P21 + Y02) and this training includes the Scout Parents Unit Coordinator.

\* Indicates should be taken within 2 weeks of taking position and available online

\*\* Indicates available online at [www.myscouting.org](http://www.myscouting.org)

\*\*\* Indicates instructor led course, class schedules at: [www.grandcanyonbsa.org/training](http://www.grandcanyonbsa.org/training)

NOTE: *Persons who completed previous requirements for a given position will still be considered a "Trained Leader" for that position under current requirements. To be credited the courses must be entered with completed dates that were during the time the course was an active course and required for basic training. Entries are made through the person form on the Training tab.*



# Towards a Training Culture

The process is simple:

- ♣ You accept the position
- ♣ You get trained



**Every Scout deserves a well-trained leader; make sure yours are not short changed.**

### The BSA Training Vision:

Each member of the BSA (youth and adult) will possess the skills and ability to serve as an effective leader in his/her unit, council, work, school and in all aspects of their lives. They will exhibit the very best leadership skills that BSA can offer to our youth, volunteers and our Nation.

### Memo: Grand Canyon Council Training Initiative Policy

Date: January 19, 2011

It is the position of the Grand Canyon Council that all adult leaders in the Scouting program will help deliver a higher quality program to all youth when the adults are well trained in the positions in which they volunteer. Boy Scouts of America has numerous training programs to cover the requirements for all adult volunteers. Grand Canyon Council has required that all adult volunteers complete the requisite training on a regular schedule. All top leaders (Cubmaster, Scoutmaster, Varsity Coach and Venturing Advisors) were supposed to be finished with all training by the end of 2010. If there are any top leaders who still need to complete a portion of the training, there is a short extension. However ALL top leaders MUST be trained by end of first quarter, 2011.

All Direct Contact Leaders (Assistant CM, ASM, Asst. Coaches, Asst. Venturing Adv, Den Leaders, Asst Den Leaders, Tiger Leaders) must be trained by end of 2011. All Districts have planned at least two classes in each area throughout 2011. There will be adequate opportunity to complete all aspects of the training.

All other adult volunteers must be trained by end of 2012. This includes Committee members, Committee Chairs, COR, and all leaders new to their respective positions.

All online training classes can be accessed at [www.myscouting.org](http://www.myscouting.org)

### Basic Training Requirements for Adults

#### Cub Scout

- ◆ Fast Start (myscouting.org)
- ◆ Youth Protection (myscouting.org)
- ◆ This Is Scouting (myscouting.org)
- ◆ Leader Specific (by position-myscouting.org)

#### Boy Scout/Varsity Scout

- ◆ Fast Start (myscouting.org)
- ◆ Youth Protection\* (myscouting.org)
- ◆ This Is Scouting (myscouting.org)
- ◆ Leader Specific (instructor led by position)
- ◆ Introduction to Outdoor Leaders Skills (instructor led)

#### Venturing/Sea Scout

- ◆ Fast Start (myscouting.org)
- ◆ Youth Protection\* (myscouting.org)
- ◆ This Is Scouting (myscouting.org)
- ◆ Leader Specific (instructor led by position)
- ◆ Introduction to Outdoor Leaders Skills (instructor led)

Thank you for your support,..... Grand Canyon Council Training Committee

All Assistant Scoutmasters must be trained to reregister at the end of the year regardless of age.

The only troop position an 18-21 year old can hold is as Assistant Scoutmaster.

#### Required Training for Assistant Scoutmaster (ASM):

- ▶ Youth Protection Training - every 2 years - available online at [www.myscouting.org](http://www.myscouting.org)
- ▶ This is Scouting - taken once - available online at [www.myscouting.org](http://www.myscouting.org)
- ▶ Boy Scout Fast Start - taken once - available online at [www.myscouting.org](http://www.myscouting.org)
- ▶ Scoutmaster Specific - taken once - instructor led, see class schedules at [www.azscout.org/training](http://www.azscout.org/training)
- ▶ Outdoor Leader Skills Training - taken once - instructor led, see class schedules at [www.azscout.org/training](http://www.azscout.org/training)

As you can see from the above list, all the training except Scoutmaster Specific and Outdoor Leader Skills is available for ASMs online on the Boy Scout tab in the e-Learning section at [www.myscouting.org](http://www.myscouting.org).

#### 11 Year Old Scoutmaster = Assistant Scoutmaster

Please make sure your leaders know that as far as training is concerned, that 11 year old Scoutmasters need to take the same courses an Assistant Scoutmaster needs to take to satisfy the mandatory training requirement this year.

### Testing Out Of Introduction to Outdoor Leadership Skills



If you feel you have all the skills required in Introduction to Outdoor Leader Skills it may not be necessary to take the course. Anyone who feels they can demonstrate all of the skills for Tenderfoot, Second Class and First Class should send a note to me and I can send you an open book, multiple choice test to test out. Minimal requirements to test out include having assisted a Scout from Tenderfoot to First Class.

Bill Nelson, Salt River District Training Contact, [bnelson45@hotmail.com](mailto:bnelson45@hotmail.com)

---

### BALOO vs. IOLS or OWLS

The question has come up on whether Introduction to Outdoor Leader Skills training (IOLS) or Outdoor Webelos Leader Skills training (OWLS), which for our district is the same class, can count as meeting the requirement for BALOO training. For example, if you have a leader who is an Asst. Scoutmaster in a Troop, has taken the IOLS as part of that training, and is a Den Leader in your Pack. He is obviously very experienced on outings and is both the Troop and Pack's Outdoor Coordinator. Does he still need to take BALOO training? The question is also pertinent for leaders who will become Webelos leaders next fall. You need more adults with BALOO training for outings, and a Webelos leader that is doing a Webelos outing needs IOLS. Could I have them take IOLS, and skip BALOO?

The answer is that the two trainings are very different and teach two very different things. Introduction to Outdoor Leader Skills training teaches how to take a troop, patrol or Webelos den camping and how to teach them basic camping skills (knot tying, fire building, compass reading, etc.) BALOO teaches how to take a very large group, with a wide range of ages and skills, on a campout and the BSA safety policies surrounding such an activity. So the answer to the question is no, the two courses are not equivalent and to take a pack camping you still need a BALOO trained adult even if a IOLS trained adult is present.

---

### Required training for Activities:

- ▶ Youth Protection trained adults are required on all activities.
- ▶ One adult who has completed Planning and Preparing for Hazardous Weather is required for every activity.
- ▶ Where swimming or boating is included in the program, Safe Swim Defense and/or Safety Afloat standards are to be followed.
- ▶ At least one person must be trained in CPR from any recognized agency for Safety Afloat & Climb on Safely
- ▶ If climbing/rappelling is included, then Climb on Safely (which recommends the American Red Cross' standard first aid and When Help is Delayed or equivalent course) must be followed.

Training is valid for two years from the date completed.

All courses except for the CPR courses are available online at [www.myscouting.org](http://www.myscouting.org).

# Training Courses Requiring Recertification

Most BSA training courses do not require recertification with the obvious exception for Youth Protection Training (YPT) which is required every two years. However, there are a few that do...

**The following is a list of courses requiring recertification and the timeframe for each:**

- ▶ Trainer's EDGE ..... Three years
- ▶ Safety Afloat..... Two years
- ▶ Paddle Craft Safety ..... Three years
- ▶ Swimming and Water Rescue..... Two years
- ▶ Chain Saw Safety ..... Two years
- ▶ Leader Specific Training-----recommended (not required) to be taken every five years.

Note: National Camping School certification is good for five camping seasons.

---

## Phoenix Metro-Plex Training Opportunities

The following links were taken from the Council Training Page and are links to specific information and registration for upcoming district level training opportunities, includes: contacts, locations, course specifics, etc.

(<http://www.doubleknot.com/openrosters/ViewOrgPageLink.asp?LinkKey=5763&orgkey=62>)

### Cub Scout Leader Training

- ▶ [Cub Scout Leader Specific Training-Evening \(Gilbert\): 9/8/2011 6:15 PM - 9 PM](#)
- ▶ [Cub Scout Specific Training \(Tempe\): 9/10/2011 7:30 AM - 12 PM](#)

### Scout Leader Training

- ▶ [Boy Scout Leader Specific Training \(Phoenix - Ahwatukee/Foothills\): 9/10/2011 7:30 AM - 5 PM](#)
- ▶ [Scoutmaster Leader Specific Training - North Phoenix - 4 Peaks: 9/10/2011 7:30 AM - 4:30 PM](#)

### Varsity Scout Leader Training

- ▶ [Varsity Leader Specific Training \(Phoenix - Ahwatukee/Foothills\): 9/10/2011 7:30 AM - 5 PM](#)

### Venturing Leader Training

- ▶ [Venturing Leader Specific Training \(Gilbert\): 9/10/2011 8 AM - 1 PM](#)
- ▶ [Venturing Leader Specific Training \(Phoenix - Ahwatukee / Foothills\): 9/10/2011 7:30 AM - 12:30 PM](#)

### Introduction to Outdoor Leader Skills

- ▶ [Intro to Outdoor Leader Skills Training \(Phoenix\): 9/16/2011 6 PM - 9/17/2011 6 PM](#)
- ▶ [Intro to Outdoor Leader Skills \(\*\*WEBELOS LDR SESSION INCLUDED\*\*\): 9/16/2011 7 PM - 9/17/2011 2 PM](#)
- ▶ [Introduction To Outdoor Leader Skills - Heard Scout Pueblo - 4 Peaks: 9/23/2011 6 PM - 9/24/2011 4:30 PM](#)
- ▶ [Intro to Outdoor Leader Skills Training \(Phoenix\): 10/28/2011 6 PM - 10/29/2011 6 PM](#)

### Chartered Organization Representative Training

- ▶ [COR Leader Specific Training \(Gilbert\): 9/10/2011 7:30 AM - 11:30 AM](#)
- ▶ [Chartered Organization Representative \(COR\) Specific Training \(Phoenix - Ahwatukee/Foothills\): 9/10/2011 8:45 AM - 11 AM](#)

### Commissioner Training

- ▶ [Unit Commissioner basic training: 10/22/2011 8 AM - 3 PM](#)



The links are "live" and will take you to the registration site

---

## Online Training Orientation Video

The National Capital Area Council created a video to help folks get started with training. While some of it is specific to the NCAC, it looks very informative and may help those in need of a tutorial.

The purpose is to address a few issues or questions often brought up:

1. How do I take online training?
2. I've taken online training, but it isn't reflected at Council in scoutnet
3. I know I signed up for myscouting but I forgot how to log on
4. I've taken offline training, how to I get my records updated (NCAC specific). For us, folks should enter the training survey form at: [www.grandcanyonbsa.org/training](http://www.grandcanyonbsa.org/training)
5. How do I create an account.

The video link is here: <http://www.youtube.com/watch?v=IJSbL4sivUI>

-- BSA Training Vision: Each member of the BSA (youth and adult) will possess the skills and ability to serve as an effective leader in his/her unit, council, work, school and in all aspects of their lives. They will exhibit the very best leadership skills that BSA can offer to our youth, volunteers and our Nation.

---

## Available Online Training Courses

### @BSA Online Learning Center:

<http://olc.scouting.org/> and

### @MyScouting eLearning:

<https://myscouting.scouting.org/>

- ◆ Youth Protection Training
- ◆ Cub Scout Leader Fast Start
- ◆ Boy Scout Leader Fast Start
- ◆ Varsity Leader Fast Start
- ◆ Venturing Youth Protection Training
- ◆ Venturing Advisor Fast Start
- ◆ Venturing Crew Orientation
- ◆ This Is Scouting
- ◆ Unit Commissioner Fast Start
- ◆ ScoutParents Unit Coordinator Fast Start
- ◆ Troop Committee Challenge
- ◆ Generational Diversity
- ◆ Hazardous Weather
- ◆ Safe Swim Defense
- ◆ Safety Afloat
- ◆ Trek Safely
- ◆ Climb On Safely
- ◆ Staffing the District Committee
- ◆ Den Chief Training

### @MyScouting eLearning:

<https://myscouting.scouting.org/>

- ◆ Physical Wellness
- ◆ Leader Position-Specific – Tiger Cub Den Leader
- ◆ Leader Position-Specific – Wolf Cub Den Leader
- ◆ Leader Position-Specific – Bear Cub Den Leader
- ◆ Leader Position-Specific – Webelos Den Leader
- ◆ Leader Position-Specific - Cubmaster
- ◆ Leader Position-Specific – Pack Trainer
- ◆ Leader Position-Specific – Pack Committee



**Chartered Organization Representative Fast Start:**

<http://www.scouting.org/Training/Adult/CORFastStart.aspx>

**Teaching Leave No Trace:** <http://www.scouting.org/scoutsource/boyscouts/teachingleavenotrace.aspx>

---

**BSA NATIONAL HELP DESK**

**972-580-2267**

Are you having problems with online training, internet advancement, password resets, or any of the other systems on the MyScouting.org website? If so, you can call 972-580-2267 between 7 am (CT) and 7 pm (CT) Monday through Friday or send an email to [myscouting@netbsa.org](mailto:myscouting@netbsa.org)



# Wood Badge for the 21st Century

## Advanced Leadership Training for:

Cub Scout, Boy Scout, Varsity Scout, Venturing,  
District and Council Leaders

### Wood Badge Participants Learn To:

- ✦ View scouting globally as a family of inter-related value-based programs that provide age appropriate activities for youth.
- ✦ Recognize the contemporary leadership concepts utilized in corporate America and leading government organizations that are relevant to our value-based movement.
- ✦ Apply the skills learned from participation as a member of a successful working team.
- ✦ Revitalize commitment by sharing in an overall inspirational experience that helps provide Scouting with the leadership it needs to accomplish its mission on an ongoing basis.



### 2010-11 Course Dates

<del>Weekend **</del>	<del>Jan 21-23 &amp; Feb 3-6</del>	<del>Heard Pueblo</del>	<del>Marilyn Hawley</del>	<del>(480) 987-9206</del>	<del>mhawley44@aol.com</del>
<del>Weekend *</del>	<del>Mar 10-12 &amp; Mar 24-26</del>	<del>Heard Pueblo</del>	<del>Keith Lavender</del>	<del>(602) 332-1032</del>	<del>klavender3@gmail.com</del>
<del>Weekend *</del>	<del>April 14-16 &amp; Apr 28-30</del>	<del>Geronimo</del>	<del>Nate Nichols</del>	<del>(602) 908-8924</del>	<del>supern8@gmail.com</del>
Weeklong	May 30—Jun 4	Raymond	Dennis Newmeyer	(480) 857-6166	den.dude@cox.net
Weekend *	Aug 25-27 & Sept 8-10	R-C	Nate Nichols	(602) 908-8924	supern8@gmail.com
Weekend *	Oct 13-15, Oct 27-29	R-C	Dale Lewis	(602) 953-1519	dale-lewis@cox.net

\*Thu – Sat (Two Weekends, you must attend both weekends to complete the course)

\*\*Fri – Sun (Two Weekends, you must attend both weekends to complete the course)

### Please note:

A complete Annual Health and Medical Record form must be completed prior to attending a course.



*2012 University of Scouting*

**MARCH 3, 2012**

~~FEBRUARY 25, 2012~~



*Classes run from 8 am to 3 pm.*

*Registration will open soon at [www.grandcanyonbsa.org](http://www.grandcanyonbsa.org).*

Cost: \$15 – Adult Participant  
\$10 – Staff-Participant (Staff also taking at least 1 course)

\$5.00 discount for participants registered before 13 Feb 12

The Grand Canyon Council Training Team is proud to present the University of Scouting 2012 at **Heard Scout Pueblo**, in conjunction **with Downhill**. This supplemental training for adult leaders will offer fun, learning, and fellowship for all who attend. It is the only time during the year where you can find, all in one place, the widest variety of supplemental training opportunities in all program areas.

***Over 50 different courses to choose from!***

Eagle Courts of Honor  
Arizona Game & Fish Programs  
Implementing the National Outdoor Program  
Varsity Advancement  
**The Patrol Method** (and how to teach it)  
Caving in Arizona  
Basic Survival  
The Eagle Process  
GPS  
Internet Training & Troopmaster  
Venturing Training  
Varsity Training

Where to Hike in Arizona  
Dealing With Disruptive Scouts  
Desert Camping & Hiking  
Commissioner Courses  
Conducting Den Chief Training  
A Scout Is Reverent  
Teaching Basic Knots  
Where to Camp in Arizona  
Dutch Oven Cooking  
Backpacking  
Desert Flora & Fauna  
And much more!!!

***SAVE THE REAL DATE!!!***

Contact Tom McKinley, [tom.mckinley@cox.net](mailto:tom.mckinley@cox.net), 480-794-1156, for more info or to volunteer!



**NOTE ALL ASSISTANT  
SCOUTMASTERS (including  
18 year old ASMs) and  
SCOUTMASTERS MUST BE  
BASIC TRAINED THIS YEAR  
TO RE-REGISTER!!**



# Online Training!



All training courses for  
Cub Scout Leaders is now available online at:  
[www.scouting.org/volunteer/training](http://www.scouting.org/volunteer/training)

**Courses include:**

1. "Cub Scout Leader Position-Specific Training"
2. "Youth Protection,"
3. "Fast Start," and
4. "This Is Scouting"

The courses have been updated to support the new Cub Scout Delivery Method rolled out earlier this year. Now, den leaders and assistants, Cubmasters and assistants, pack trainers, and pack committee chairs and members can now learn the how-to's for successfully conducting an engaging den and pack program and can become confident in the role each plays.

Online training is also available by clicking the link: [www.scouting.org](http://www.scouting.org). When entering [www.MyScouting.org](http://www.MyScouting.org), click on the **E-Learning** link under the **Training** header located on the left-side menu. Then click on the **Cub Scouts** tab and *voila!*... all leader training is at your convenience.

If you do not have a MyScouting account, there are simple instructions on the landing page that will help you create one.



In addition to the opportunity for online training, all four Cub Scout leader courses are supported by a printed syllabus, some with a DVD, to assist council and district training teams in conducting instructor-led experiences. The catalog number for this resource is 34875.

For questions or concerns regarding MyScouting accounts, send an email to the National Service Desk at: [MyScouting@scouting.org](mailto:MyScouting@scouting.org). All issues will be addressed as soon as possible in order to get users online and fully trained!

## Order of the Arrow Elections

Now is the time to put your Order of the Arrow election time on your calendar!! Election dates are being scheduled for 2011 and it is first come first served. Do not delay, get the dates that you would like NOW!!

Your Order of the Arrow chapter will provide you with all the paperwork that you need and we will send out a team to do your elections. Please remember that the teams are composed of Scouts as well as adults and we do not want to overbook our personnel.

If you are new to the District and need information about the Order of the Arrow, just drop me an email and I will reply with all the answers that you may have.

Here are the basic requirements that a YOUTH must have to be on the elections ballot:

- 1) Be a FIRST CLASS SCOUT
- 2) Have 15 Days and Nights of Camping
- 3) Been approved by the Scoutmaster

Here are the requirements for ADULTS to be elected

- 1) Have the basic 15 Days and Nights of Camping
- 2) Been approved by the Troop Committee
- 3) ONLY ONE ADULT PER YEAR can be elected from the troop!!

There can be only one election per unit in a calendar year; these are the National Committee rules. No exceptions

Here is a little item for you to take into account:

- 1) There were 15 youth working as Camp Staff at Camp Geronimo this past summer from your Chapter
- 2) Of the 48 Youth and Adult that attended the National Order of the Arrow Conference in Indiana 7/31-8/6 2009, 22 were from this chapter
- 3) The ceremonies teams that will do your Crossovers, Eagle Courts of Honor etc. competed at the National Order of the Arrow Conference and were judged by a National Panel and were excellent!!
- 4) At the present time 3 of the highest ranking YOUTH officials in our Order of the Arrow Section (Arizona and Nevada) are from this chapter
- 5) Three of the six Chiefs of Wipala Wiki Lodge are from this chapter
- 6) Lodge Adviser is from this chapter

As you can see, this Order of the Arrow chapter is very active and produces Confidant Leaders that will help your troop attain the highest goals possible!! We do not take away leadership, we provide it!!







For those of you that have already been nominated and have not gone through the Ordeal Weekend you have only 1 year from the time that you were nominated to complete your Ordeal. Here are the dates and locations for 2011

- 1) ~~Camp R-C in Payson April 29-May1~~
- 2) ~~Camp Geronimo May 13-15~~
- 3) Camp Raymond September 9-11
- 4) Heard Scout Pueblo October 7-9



To register for any of the above dates please go to [www.wipalawiki.org](http://www.wipalawiki.org) You will see the registration dates on the right side of the page


Thanks a lot for your time  
Donna Kutarnia  
Chapter Advisor  
[fittofish@gmail.com](mailto:fittofish@gmail.com)  
480-330-8810

## Salt River District CALENDAR

<b>September 2011</b>				
<b>Date</b>	<b>Day</b>	<b>Time</b>	<b>Event</b>	<b>Details</b>
7-17	Wed-Sat	4:00PM	<b>Chess merit badge</b>	 Chess merit badge requirements posted on <a href="http://scouting.org">scouting.org</a>
10	Sat	7:00AM	<b>Varsity Specific Training</b>	 Salt River District will be hosting Varsity Specific Training. This is Mandatory for Varsity Coaches, Asst. Coaches and Varsity Committee Members. More <a href="#">is here.</a>
10	Sat	7:30AM	<b>Scoutmaster and Asst. Scoutmaster Specific</b>	 Salt River District is hosting this event locally. Mandatory for Scoutmasters and Asst. Scoutmasters More <a href="#">is here.</a>
10	Sat	9:00AM	<b>Chartered Organization Rep Training</b>	 Training for the Chartered Organization Representative. <a href="#">More information is here.</a>
10	Sat	12:00PM	<b>BALOO</b>	 Basic Adult Leader Outdoor Orientation This course is required to take a Pack camping. More information <a href="#">here.</a>
14-31	Wed-Mon	12:00PM	AZ Trails Adventure	Arizona Trail Centennial Adventure - A Premier Arizona Centennial Event - It's For Hikers, Equestrians, Mountain Bikers, and Trail Runners - Clubs, Employee Groups, Families and Friends are welcome - <a href="#">Details</a>
16-17	Fri-Sat	6:00PM	<b>Introduction to Outdoor Leader Skills</b>	 Salt River District will be hosting this training Locally. Mandatory training for all Scoutmasters, Asst. Scoutmasters, Varsity Coaches and Asst. Varsity Coaches and Venturing Advisors.

				<p>Recommended for Webelos Leaders.</p> <p><a href="#">More information and registration is here.</a></p> <p>Leaders who have helped Scouts to 1st class for 2 years or more may be able to test out of this course. Email <a href="#">Bill Nelson.</a></p>
17	Sat	8:00AM	<b>Cub Scout Leader Specific Training</b>	<p>Personal interaction is a very important part of training! This training gives you an opportunity to discuss what you have learned online, answer any questions that you have (and haven't even thought of), and gain valuable insights from experienced leaders. You will also meet others in your same position that can be a resource to you. We will be breaking out into the following sections - Cubmasters, Committees, Pack Trainers and Den Leaders (Tigers, Wolf &amp; Bear, Webelos) - The online materials will be touched on, but BRING YOUR QUESTIONS! More information is <a href="#">here.</a></p> 
17	Sat	8:00AM	<b>Paddle Craft Safety Course</b>	<p>This new course is a recommended training that prepares a unit leader to confidently supervise canoeing or kayaking excursions on flat water. <a href="#">For more information, see the flyer here.</a></p>
17	Sat	9:00AM	<b>Charter Renewal Training and Packet Pick-up</b>	<p>9:00AM/10:00AM Charter Renewal Training Lakeshore LDS, AND LAST CHANCE for recharter packet pickup</p> <p>ALL RecharTERS MUST be completed and turned in by Nov., 30th. For more information: contact Bruce Joseph: 480-440-3390, <a href="mailto:eagleadc444@cox.net">eagleadc444@cox.net</a></p>
17	Sat	12:00PM	<b>Varsity On Target</b>	 <p>Open to Varsity and Venturing. <a href="#">More information is here.</a></p>

23-25	Fri-Sun	5:00PM	Camporee	 BUCCANEERS OF THE MOGOLLON -- Salt River District Camporee - Geronimo - Pirate / High Seas theme - K. Alme to arrange <a href="#">More information here.</a> And <a href="#">Online Registration is Here.</a>
24	Sat	1:10PM	Dbacks Game	Scout Night - <a href="#">Flyer</a> - start time updated on 8/26 - order deadline is Sept 19th
24-25	Sat-Sun	6:00PM	<b>Introduction to Outdoor Leader Skills</b>	 <p>Four Peaks District will be hosting this training locally at the Heard. Mandatory training for all Scoutmasters, Asst. Scoutmasters, Varsity Coaches and Asst. Varsity Coaches and Venturing Advisors. Recommended for Webelos Leaders. <a href="#">More information and registration is here.</a></p> <p>Leaders who have helped Scouts to 1st class for 2 years or more may be able to test out of this course. Email <a href="#">Bill Nelson.</a></p>
27	Tue	7:00PM	<b>Eagle Board</b>	Eagle Board of Review and Project Reviews - <a href="#">Location</a>
29	Thu	7:00PM	<b>Charter Renewal Training</b>	7:00PM/8:00PM Charter Renewal Training Lakeshore LDS. ALL Recharterers MUST be completed and turned in by Nov., 30th. For more information: contact Bruce Joseph: 480-440-3390, <a href="mailto:eagleadc444@cox.net">eagleadc444@cox.net</a>
29	Thu	7:00PM	<b>SRD Committee Mtg</b>	The monthly Salt River Committee Meeting for District leadership
<b>October 2011</b>				
Date	Day	Time	Event	Details
1	Sat	12:00PM	<b>Training Classes</b>	A matrix which contains what training is required for every position is <a href="#">HERE.</a> More training classes <a href="#">are available here.</a>
1	Sat	12:00PM	<b>Online</b>	Online Charter Renewal Begins(Salt River District)

			<b>Charter Renewal</b>	
6	Thu	7:00PM	<b>Round Table</b>	The monthly Salt River Round Table is an opportunity for Unit Leaders to share their experiences and learn about District activities - <a href="#">Location</a> - recommended for all Cub Scout, Boy Scout, Varsity and Venturing leaders.
15	Sat	7:30AM	<b>Venturing Leader Specific Training</b>	 The Salt River District will be hosting training for Venturing Leader Specific Training for: Venture Crew Advisors & Assistants; Crew Committee Members. More <a href="#">is here.</a>
25	Tue	7:00PM	<b>Eagle Board</b>	Eagle Board of Review and Project Reviews - <a href="#">Location</a>
27	Thu	7:00PM	<b>SRD Committee Mtg</b>	The monthly Salt River Committee Meeting for District leadership
29	Sat	7:00AM	<b>Introduction to Outdoor Leader Skills in One Day!</b>	 <p>Salt River District will be hosting this training Locally. Mandatory training for all Scoutmasters, Asst. Scoutmasters, Varsity Coaches and Asst. Varsity Coaches and Venturing Advisors. Recommended for Webelos Leaders. <a href="#">More information and registration is here.</a></p> <p>Leaders who have helped Scouts to 1st class for 2 years or more may be able to test out of this course. Email <a href="#">Bill Nelson.</a></p>
<b>November 2011</b>				
<b>Date</b>	<b>Day</b>	<b>Time</b>	<b>Event</b>	<b>Details</b>
1	Tue	12:00PM	<b>Training Classes</b>	A matrix which contains what training is required for every position is <a href="#">HERE.</a> More training classes <a href="#">are available here.</a>
3	Thu	7:00PM	<b>Round Table</b>	The monthly Salt River Round Table is an opportunity for Unit Leaders to share their experiences and learn about District activities - <a href="#">Location</a> - recommended for all Cub Scout, Boy Scout, Varsity and Venturing leaders.

5	Sat	9:00AM	<b>Charter Renewal Turn-In</b>	Charter Renewal Turn-In (College and Alameda LDS Tempe Stake Center)  ALL Recharterers MUST be completed and turned in by Nov., 30th. For more information: contact Bruce Joseph: 480-440-3390, <a href="mailto:eagleadc444@cox.net">eagleadc444@cox.net</a>
12	Sat	9:00AM	<b>Charter Renewal Turn-In</b>	Charter Renewal Turn-In (LDS Knox Rd.)  ALL Recharterers MUST be completed and turned in by Nov., 30th. For more information: contact Bruce Joseph: 480-440-3390, <a href="mailto:eagleadc444@cox.net">eagleadc444@cox.net</a>
19	Sat	9:00AM	<b>Charter Renewal Turn-In</b>	Charter Renewal Turn-In (Grove Bldg LDS)  ALL Recharterers MUST be completed and turned in by Nov., 30th. For more information: contact Bruce Joseph: 480-440-3390, <a href="mailto:eagleadc444@cox.net">eagleadc444@cox.net</a>
19	Sat	12:00PM	<b>Varsity Turkey Shoot</b>	Varsity Turkey Shoot
22	Tue	7:00PM	<b>Eagle Board</b>	Eagle Board of Review and Project Reviews - <a href="#">Location</a>
24	Thu	7:00PM	<b>SRD Committee Mtg</b>	The monthly Salt River Committee Meeting for District leadership

<b>Roundtable</b>	The first Thursday of each month (except July) at the Lakeshore LDS Church (north of Guadalupe on Lakeshore)  <b>Please submit announcements at least one week in advance to George Harris, <a href="mailto:gdh2796@cox.net">gdh2796@cox.net</a></b>
<b>District Website</b>	<a href="http://www.azscout.org">http://www.azscout.org</a> <i>Select Salt River District for the Unit.</i>



### Want Ads

The District is in need of Volunteers to help keep it running smoothly, keeping units informed, trained, and ensuring more fun for all our scouts. We have some specific positions to be filled, but there are a lot of other places where we can use members at large. Come join us and share your heart and brain with the rest of us.

Trainers – All Levels, Commissioners – All Levels

**Many areas need committees or several scouts to make things work. We are always in need of Commissioners and Trainers. Individual events, like Camporee, Webelos Woods, Pinewood Derby, Fishing Derby, etc. need committees to run these events.**

For cost reasons, the Grand Canyon Council will no longer be distributing flyers at roundtable. We will send announcements out via this email group. Adult leaders please join this group and receive all the info!!!

Cub Scout Leaders should send an email to:

[srdcubs-subscribe@yahogroups.com](mailto:srdcubs-subscribe@yahogroups.com)

Boy Scout, Varsity, Venturing and District leaders should send an email to:

[srdscouts-subscribe@yahogroups.com](mailto:srdscouts-subscribe@yahogroups.com)

#####

**The Petroglyphs** is a publication of the Salt River District. All you see above comes from various sources in the District. News and items are encouraged from any Scouter. Please contact the Editor with your items at least 2 weeks in advance of the next Roundtable to ensure publication.

<b>Editor</b>	<b>Claudia Gray</b>	<b>480 961-3060</b>	<a href="mailto:cggray@cox.net">cggray@cox.net</a>
<b>District Executive</b>	<b>Kasey Green</b>	<b>602 955-7747 x225</b>	<a href="mailto:kmgreen@grandcanyonbsa.org">kmgreen@grandcanyonbsa.org</a>
<b>District Chairman</b>	<b>Phillip Gray</b>	<b>602 615-0511</b>	<a href="mailto:test4u@cox.net">test4u@cox.net</a>
<b>District Commissioner</b>	<b>Michael Forrest</b>	<b>480 204-4611</b>	<a href="mailto:mikeaforrest@hotmail.com">mikeaforrest@hotmail.com</a>

**For a listing of the District Committee  
Visit the District Website: <http://www.azscout.org>.**

