

District Happenings

Flyers and further details may also be available on the District Web Site

Friends of Scouting



Why is it so important to contribute to the annual Friends of Scouting Campaign?

Each year parents of Scouts and community members in the Grand Canyon Council are asked to contribute to the annual Friends of Scouting campaign. This campaign is an essential component of the funding efforts for our council, raising over 21% of the council's annual income.

Scouting families play a vital role in the annual Friends of Scouting campaign because they see, on an ongoing basis, how important the Scouting program is in the lives of their Scouts.

Each year, the Grand Canyon Council touches the lives of tens of thousands of Scouts and their families. Serving that many youth requires a budget designed to support a lot of great Scouting. Participation in the Friends of Scouting campaign will guarantee that funding will be available to meet the annual budget needs to support programs, communications, council staff, camps, office facilities and much more.

Here is how our campaign works. Beginning in November, Scouting volunteers come to a unit activity (typically a pack meeting or troop court of honor.) This volunteer invites the families present to consider making a tax-deductible pledge to the Grand Canyon Council that can be paid during the year.

Families and interested community members are encouraged to give based on their interest in the program and their ability to give. Help keep Scouting strong by participating as a Friend of Scouting. Contributions can be made online with payment by credit card, electronic check or by mail. Thank you for your generous support!

SRD Pinewood Derby Results



The weather was perfect for racing on Saturday and a race we had. Here are the results of the District Pinewood Derby:

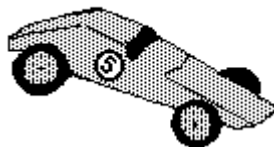


Congratulations to the Overall Race Winners:

1 st	Gavin McLellan	
2 nd	Nick Woodruff	
3 rd	Andrew Sanberg	
4 th	Ian Abrahamson	
5 th	Dawson Streff	P976
6 th	Caleb Berkshire	
7 th	Liam Quinn	P976
8 th	Nathaniel Dusenberry	P577

Wolf Race Winners

1	Nick Woodruff	
2	Andrew Sandberg	
3	Caleb Berkshire	
4	Kenneth Russell	P26
5	William Freiheit	P976



Webelos I Winners


1	Liam Quinn	P976
---	------------	------

Webelos II Winners

1	Gavin McLellan	
2	Ian Abrahamson	
3	Nathaniel Dusenberry	P577
3	Dawson Streff	P976
5	Justin Bush	P577

No bears or Tigers came out to race.

Special thanks to my fellow committee members: Jessica Bush, Mike Quin, Eric Walimaa, and Robert Murray. Also joining us in Pit Crew were : John Streff - P976, Jenna Streff - P976, Barry O'Brien - P976, Troy Freiheit - P976, Brian Shurman - P976, Craig Hier and Chris Hier – P976. Set-up, take-down, and race running went smoothly thanks to all of your help.





2011 Scout-O-Rama

April 9th, 2011

Join with the Scouting Family from across Arizona in games, food, fun, and so much more.

Come out and enjoy the fun on Saturday, April 9th from 10:00am to 4:00pm at Tempe Kiwanis Park ([6111 S. All American Way, Tempe, AZ](#))

Bring your family, friends, neighbors and the community to join in this spectacular day.

Remember to bring your \$5.00 family ticket to enter.





R-C Cub Scout Resident Camp 2011

Boy Scouts of America, Grand Canyon Council

Exploring the Great Outdoors



BACK GROUND

Located on 75 acres of tall, cool Ponderosa Pines, Camp Theodore Roosevelt at the R-C Scout Ranch, just outside of beautiful Payson, Arizona, offers one of the greatest outdoor experiences you and your son will have an opportunity to participate in.

Since 1989, Cub Scout Resident Camp has offered outdoor adventure to hundreds of boys, parents, and leaders. Plan to join us this June for an unforgettable adventure as we keep the "OUTING" in Scouting.



TIME SCHEDULE

This 4-day, 3-night experience is packed with fun-filled activities for both boys and adults. Campers should plan to arrive at R-C between Noon and 2:00 P.M. on the opening day. Camp-wide activities will conclude after lunch on the fourth day. Departure should be no later than 2:30 P.M.

CAMP DATES

- Session 1: June 3-June 6
- Session 2: June 10-June 13
- Session 3: June 16-June 19
- Session 4: TBD

FAMILY CAMP

TBD

Program Highlights

- ♦ ARCHERY
- ♦ ASTRONOMY
- ♦ BB GUNS
- ♦ CAMPING SKILLS
- ♦ COMPASS COURSES
- ♦ CRAFTS
- ♦ EVENING ACTIVITIES
- ♦ FISHING
- ♦ HIKING
- ♦ HORSEBACK RIDING
- ♦ NATURE

CAMP FEE

The camp fee of \$189.00* for each Cub Scouts and \$142.00* for adults includes all meals and program supplies.

FAMILY CAMP FEE

Fee of \$189.00* each Cub Scout and \$142.00* for one adult, additional family members may attend for \$135.00* each includes all meals and program supplies. This is a wonderful opportunity for the whole family to participate. Bring Grandma and Grandpa tool NO PETS ALLOWED
*Includes EMA Fee

REGISTRATION

All boys must register with an adult or by the Pack. At least one adult (21 years of age or older) must attend for every four boys.

Return registration form and mail with deposit or complete fee to the Council Office. Attendance is limited and registration is on a first come, first served basis.

A \$50.00 non-refundable deposit per person is required to make a reservation with the remaining balance due one week before camp. A \$5.00 late fee will be charged if balance is paid at camp. Confirmation of reservations will be sent along with medical forms, equipment lists, etc.



REQUIRED FORMS

All Council Camps require that every youth and adult have a completed Personal Health and Medical record, which requires a Doctor's examination within the last 12 months for boys and adults.

No Exceptions

ACCOMODATIONS & MEALS

Cub Packs and individuals will be assigned to a campsite and camp based on size of the campsite. All campers will be housed in 2-person tents or Adirondacks (3-sided, roofed structure). Bunk pads are *not* provided. Hot showers are available.

REFUND POLICY

All except the \$50.00 non-refundable deposit, per person, can be transferred to another named Cub Scout or refunded with a written explanation two weeks prior to the beginning of a program session.

Should a session be canceled due to low registration, campers may choose another session or all fees will be refunded.

TRANSPORTATION

Each Camper will be responsible for his or her transportation.

CAMPERSHIPS

Camperships are available for deserving campers (youth only). As much as 75% of the fee may be sponsored. Contact the Council Program Office for details. The Campership application must be returned by **April 30**.

WEBELOS ACTIVITY PIN

During the Nature Class, the Webelos will be able to earn the Geologist Activity pin.

HOW TO GET THERE

Take State Highway 87 out of the Phoenix Metropolitan Area. After reaching Payson, turn east on Highway 260, (McDonald is on the SE corner), R-C is 22 miles from Payson, just past Kohl's Ranch, milepost 271.5. Parking is to your right, at Van Ness Lodge. Please back your vehicle into the parking spaces. Allow 2.5-3 hours driving time from Phoenix

Cub Scout Resident Camp Registration Form

Cub's Name _____ Pack # _____ District _____

Address _____

City _____ State _____ Zip _____ Home Phone # (____) _____

Parent's work or cell phone # (please circle whether W or C) (____) _____ Email _____

Cub's age while at camp _____ Rank while at camp _____ # of years attending R-C _____

Adult attending _____ Age _____ # of years attending R-C _____

Names and ages of additional family members for Family Camp: _____

If attending with your Pack, list the contact person _____

and phone # (____) _____

Session Dates: Please check your choice (Sessions limited to 215 participants)

- _____ Session 1: Friday, June 3-Monday, June 6
- _____ Session 2: Friday, June 10-Monday, June 13
- _____ Session 3: Thursday, June 16-Sunday, June 19
- _____ Session 4: TBD
- _____ Family Camp: TBD

My son will be attending with others from his Pack Yes No Unknown

**** Boys must attend with a parent or with a Pack. Individual registrations without an adult will not be accepted.****

Fee _____ \$50.00 minimum deposit, per person (non-refundable) A \$5.00 late fee will be charged if balance is paid at camp.

Mail to: Boy Scouts of America, Grand Canyon Council 2969 N Greenfield Rd, Phoenix, AZ 85016-7715	Payable to: Boy Scouts of America Acct# 1-6701-433-21
--	--

National Jamboree 2013 Payment/Refund Contract

PAYMENT SCHEDULE

Initial Deposit with App	\$350.00	NON-Refundable
April 1, 2011	\$350.00	Total to date \$700.00
July 1, 2011	\$350.00	Total to date \$1,050.00
October 1, 2011	\$350.00	Total to date \$1,400.00
January 1, 2012	\$350.00	Total to date \$1,750.00
April 1, 2012	\$350.00	Total to date \$2,100.00
July 1, 2012	\$350.00	Total to date \$2,450.00
October 1, 2012	\$350.00	Total to date \$2,800.00
January 1, 2013	\$350.00	Total to date \$3,150.00
April 1, 2013	\$350.00	Total to date \$3,500.00

Payments can also be made at a rate of \$116.67 per month.

REGISTRATION AFTER APRIL 1, 2011: If you sign up after one of the payment due dates above, you must still pay the \$350 initial deposit and any installments, which have already accrued in accordance with the above schedule. The total accrued installments must be paid in no less than five equal monthly payments, beginning 60 days after registration. This is in addition to the regular installment payments which become due after registration. *[example: if you signed up on December 1, 2011, at the time of signing, you would need to pay the \$350 deposit, and then make 5 monthly payments of \$210.00 $[(\$1,400.00 - \$350.00) / 5]$, beginning February 1, 2012, in addition to the regular installment payments, above.]*

(initials) _____

PAST DUE PAYMENTS: If any regular and/or accrued payments are not received by the Council office within 10 days after the above due dates, a non-refundable late fee of 10% of the past due amount will be assessed.

(initials) _____

If any payments become 90 days past due, **you may be removed from the active roster** and placed on a stand-by / waiting list until all payments are made current. While on the stand-by/waiting list, your "slot" in the troop may be given to another scout who is able to pay all of the accrued fees at the time he is invited to join the troop. If there is no "slot" available in your desired troop when you become current, you have the option of being placed in another troop, if there is a "slot" available in that troop.

(initials) _____

REFUND POLICY: If you sign up and then find that you cannot attend, or you are removed because of non-payment, you will receive a refund from the Grand Canyon Council of fees paid, less the \$350 non-refundable deposit. This method of refund will occur only if there is an alternate to take your place. In the event there is no alternate, a partial refund will be made, based on the fees you have paid to date, less the non-refundable \$350 deposit and any non-refundable expenses paid by the Council related to the contractual agreements made on your behalf. If at a later date, an alternate is found, additional funds may be refunded. But in no event, will the \$350 non-refundable deposit be returned.

(initials) _____

Grand Canyon Council reserves the right to reassign any participant to another Jamboree troop within the Council contingent, if circumstances warrant such change.

(initials) _____

I have read and understand the above payment/refund contract and agree to be bound by its terms and conditions.

Jamboree Participant

Date

Parent/Guardian

Date

I have reviewed the above payment/refund contract with the jamboree participant and his parent/guardian.

Jamboree Scoutmaster

Date

YOU CAN BE PART OF THE 2013 NATIONAL JAMBOREE

The first National Jamboree held at The Bechtel Summit in West Virginia



SCOUTS LISTEN AS A LOCAL TOUR GUIDE EXPLAINS THE HISTORY OF BOSTON



SCOUTS VISIT TIME SQUARE IN NEW YORK CITY



SCOUTS GATHER IN FRONT OF MASSACHUSETTE STATE HOUSE FOR A TROOP PHOTO



SCOUTS WAVE AT THE PHOTOGRAPHER AT HILL CUMORAH, PALMYRA, NY



SCOUTS FROM ACROSS THE NATION GATHER AT JAMBOREE FOR THE OPENING SHOW AT THE ARENA



A FEAST FIT FOR ANY GROWING SCOUT OF LOBSTER, CORN and POTATOES



SCOUTS GATHER IN FRONT OF THE MARINE CORPS MEMORIAL (IWO JIMA MEMORIAL) AT ARLINGTON



SCOUTS LOOKING OVER THE RAILING AS WATER FLOWS OVER NIAGARA FALLS

EAST COAST HISTORICAL TOUR STARTING IN BOSTON MASSACHUSETTS

Day 1: Fly from PHX to Boston, MA

Day 2: Visit Historical Boston, Lexington Concord, and dine on fresh Maine Lobster.

Day 3: Visit the home of President's Adams and Kennedy, Plymouth Rock, the Basketball Hall of Fame and the Springfield Armory in Springfield, Massachusetts.

Day 4: Travel to New York City visiting the USS Intrepid, Ellis Island and the Statue of Liberty

Day 5: Ground Zero, Central Park, Wall Street, The United Nations and Time Square

Day 6: Board your bus with a local step-on Tour Guide as you travel throughout NYC.

Day 7: Visit Historical Philadelphia, dine on a genuine Philly Steak Sandwich, run the steps of the Philadelphia Art Museum (think Rocky). Visit the Lancaster PA Amish community.

Day 8: Tour the Gettysburg battlefield and town of Gettysburg then off to Ft. McHenry the birthplace of the Star Spangled Banner. Arrive Washington DC for evening tour.

Day 9: Visit the historical and government sites in Washington DC.

Day 10: Visit the historical and government sites in Washington DC.

Day 11— 20: On Monday, July 15, 2013 we will journey to the site of the 2013 National Jamboree to begin your Jamboree experience.

Day 21: Depart the National Jamboree and travel to Kings Island, located outside of Cincinnati, OH for a day of water fun, fast moving roller coasters and relaxation.

Day 22: Depart Cincinnati, OH for the flight back home.

UP STATE NEW YORK TOUR of LDS CHURCH HISTORY STARTING IN WASHINGTON DC

Day 1: After red-eye flight from PHX to Washington DC, begin visit of historical and government sites.

Day 2: Visit the historical and government sites in Washington DC.

Day 3: Visit the historical and government sites in Washington DC.

Day 4: Travel to Ft. McHenry, the birthplace of the Star Spangled Banner, then off to Gettysburg battlefield. Visit the Lancaster PA Amish community.

Day 5: Visit historic Philadelphia, dine on a genuine Philly Steak Sandwich, run the steps of the Philadelphia Art Museum (think Rocky) and then on to Valley Forge.

Day 6: Travel to New York City visiting the USS Intrepid, Ellis Island and the Statue of Liberty

Day 7: Board your bus with a local step-on Tour Guide as you travel throughout NYC.

Day 8: Visit Baseball Hall of Fame in Cooperstown and then on to church history sites in Fayette and Palmyra and view Hill Cumorah Pageant

Day 9: Visit church history sites in Palmyra then travel to Niagara Falls and on to Kirtland.

Day 10: Visit historic Kirtland, OH and surrounding areas

Day 11— 20: On Monday, July 15, 2013 we will journey to the site of the 2013 National Jamboree to begin your Jamboree experience.

Day 21: Depart the National Jamboree and travel to Kings Island, located outside of Cincinnati, OH for a day of water fun, fast moving roller coasters and relaxation.

Day 22: Depart Cincinnati, OH for the flight back home.

WASHINGTON DC TOUR AND NATIONAL JAMBOREE

Day 1: Fly from PHX to Washington DC. Enjoy an evening tour of the Washington DC area before checking into your hotel.

Day 2-4: Tour sites will partially be determined by the Troop members. Scouts will have three days to visit historical and government sites in and around the Washington DC area.

Day 5: On Monday, July 15, 2013 will we journey to the site of the 2013 National Jamboree to begin your Jamboree experience.

Day 14: Depart the National Jamboree and travel to Kings Island, located outside of Cincinnati, OH for a day of water fun, fast moving roller coasters and relaxation.

Day 15: Depart Cincinnati, OH for the flight back home.

**FOR DETAILED INFORMATION
ON HOW YOU CAN BE PART
OF THE 2013 NATIONAL
JAMBOREE CONTACT**

Scoutmaster Tim Wolf

twolfdaf@cox.net

(602) 790-9211

**Follow us on Facebook;
2013 Grand Canyon Council-
National Jamboree Troop-1**

Philmont Scout Ranch 2011

Join a Grand Canyon Council trek to Philmont Scout Ranch
July 3 - 15, 2011

If you are interested in going to Philmont Scout Ranch on a council sponsored trek, get your backpacking buddies together now and sign up to go.

Only 8 provisional crews will go from our Council for 2011
10 Scouts and 2 adults per crew

Applications and \$100 deposit must be received at the Council office

2969 E Greenfield Rd. Phoenix, AZ 85016

Applications and information available at
www.grandcanyonbsa.org




Newest Eagle Scouts Congratulations!

MARCH

Patrick William Cullings	Team 6560
Matthew Ramsay Herbert	Troop 375
Steven Raymond Hines	Troop 78
Connor Patrick Johnson	Troop 78
Derek Scott Roberts	Troop 16

Thank you to the Eagle Board for all that you do!!

Helpers are needed at the Eagle Boards held the last Tuesday of each month. If you can assist or for more information – please contact Mack Tarwater.



Merit Badge Counselor Application Process (Grand Canyon Council)

New Merit Badge Counselors or Dropped Membership as a registered Merit Badge Counselor can follow the below Merit badge application Process:

1. Submit a completed Adult Registration form and Disclosure form (Both are the standard two part registration form).

The only signature required is of the person applying to be the Merit Badge Counselor. It is required by National that a separate application be turned in to register as a Merit Badge Counselor.

Notes:

- a. If the Individual on the application wants to register as a Merit Badge Counselor and as a Scout Unit Leader or as a Member of Committee the two additional signatures will be required to approve the Scout Unit Position. With two positions being applied for it is required to have a copy to process **two separate applications**.
- b. If the applicant is already approved and registered in a unit as a leader or as Member of Committee, another adult application is still required be filled out and turned in to register as a Merit Badge Counselor.
- c. The Merit Badge registration is good for the current year. Annual registration starts in March and drops the end of February. Please check with your District Executive to know if your leaders are currently registered as Merit badge counselors.

2. Submit a copy of the Youth Protection Card (always required to be turned in with every adult application)

3. Submit the Merit Badge Counselor registration form

Notes:


- a. This form is a separate form that explains what merit badges will be taught and specifies in which areas the Counselor prefers to assist (unit scouts, district wide scouts, or council wide scouts).
- b. If the applicant is already registered as a Merit Badge Counselor for the current year and would like to update or add additional merit badges they would like to teach; this form can be submitted without the Adult registration form.



Announcing Robotics Merit Badge!

The Merit Badge Pamphlet, Merit Badge (which represents the Mars Rover) and kits are now available in the Scout Shops so Scouts can start working on the badge today. The official rollout will be during Robotics Week, April 12th.

Many Scouts belong to Robotics Clubs so this will be a welcomed badge for many Scouts. Requirements are below.



Robotics

Requirements were NEW effective April 12, 2011.

The Robotics Badge, Pamphlet, and Kits were released to Scout Shops by the BSA National Supply Division around March 29, 2011, in advance of the formal rollout on April 12, 2011.

1. **Safety.** Do each of the following:
 - a. Explain to your counselor the most likely hazards you may encounter while working with robots and what you should do to anticipate, mitigate and prevent, and respond to these hazards. Describe the appropriate safety gear and clothing that should be used when working with robotics.
 - b. Discuss first aid and prevention for the types of injuries that could occur while participating in robotics activities and competitions, including cuts, eye injuries, and burns (chemical or heat).
2. **Robotics industry.** Discuss the following with your counselor:
 - a. The kinds of things robots can do and how robots are best used today.
 - b. The similarities and differences between remote-control vehicles, telerobots, and autonomous robots.
 - c. Three different methods robots can use to move themselves other than wheels or tracks. Describe when it would be appropriate to use each method.
3. **General knowledge.** Discuss with your counselor three of the five major fields of robotics (human-robot interface, mobility, manipulation, programming, sensors) and their importance to robotics development. Discuss either the three fields as they relate to a single robot system OR talk about each field in general. Find pictures or at least one video to aid in your discussion.
4. **Design, build, program, test.** Do each of the following:
 - a. With your counselor's approval, choose a task for the robot or robotic subsystem that you plan to build. Include sensor feedback and programming in the task. Document this information in your robot engineering notebook.
 - b. Design your robot. The robot design should use sensors and programming and have at least 2 degrees of freedom. Document the design in your robot engineering notebook using drawings and a written description.
 - c. Build a robot or robotic subsystem of your original design to accomplish the task you chose for requirement 4a.
 - d. Discuss with your counselor the programming options available for your robot. Then do either option 1 OR option 2.
 1. Option 1. Program your robot to perform the task you chose for your robot in 4a. Include a sample of your program's source code in your robot engineering notebook.
 2. Option 2. Prepare a flowchart of the desired steps to program your robot for accomplishing the task in 4a. Include procedures that show activities based on sensor inputs. Place this in your robot engineering notebook.
 - e. Test your robot and record the results in your robot engineering notebook. Include suggestions on how you could improve your robot, as well as pictures or sketches of your finished robot.
5. **Demonstrate.** Do the following:
 - a. Demonstrate for your counselor the robot you built in requirement 4.
 - b. Share your robot engineering notebook with your counselor. Talk about how well your robot accomplished the task, the improvements you would make in your next design, and what you learned about the design process.
6. **Competitions.** Do ONE of the following.
 - a. Attend a robotics competition and report to your counselor what you saw and learned about the competition and how teams are organized and managed.

- b. Learn about three youth robotics competitions. Tell your counselor about these, including the type of competition, time commitment, age of the participants, and how many teams are involved.
7. **Careers.** Name three career opportunities in robotics. Pick one and find out the education, training, and experience required for this profession. Discuss this with your counselor, and explain why this profession might interest you.

BSA Advancement ID#: 146
 Requirements last updated in: 2011
 Pamphlet Publication Number: 35972
 Pamphlet Stock (SKU) Number: 612017
 Pamphlet Revision Date: 2011

Worksheets for use in working on these requirements. Caution on using worksheets. Remember: Merit Badge Requirements are meant to be met EXACTLY as stated. Discuss means discuss, not “write a report.” Remember the purpose is to expose the Scout to an adult who is excited about the field of study and can encourage the Scout to pursue that field of study.	Format	
	DOC Format	PDF Format

<http://usscouts.org/mb/mb146.asp>

- *Boys' Life* magazine [Robotics site](http://boyslife.org/robotics) (goes live on April 12) <http://boyslife.org/robotics>
- [Scoutstuff.org](http://www.scoutstuff.org) robotics kit
<http://www.scoutstuff.org/BSASupply/ItemDetail.aspx?cat=01RTL&ctgy=PRODUCTS&c2=CR&AFTS&C3=SCIENCE&C4=&LV=3&item=612752&prodid=612752^8^01RTL&>

By the way, we would encourage everyone to register to counsel Scouts outside your unit. More advancement information is here: <http://www.bsatroop14.com/advancement>

TRAINING

Wilderness First Aid 16-Hour Course 2011 Registration Form

Please complete and email your registration form to jt@collierlifesafety.com then mail your deposit/full payment payable to CLSG at:

Collier Life Safety Group LLC
835 W Warner Road Suite 101 PMB 460
Gilbert, AZ 85233
(480) 266-8260
jt@collierlifesafety.com

Please register me for the following Wilderness First Aid Course:

___ April 30th & May 1st, 2011

___ June 25th & 26th, 2011

___ September 17th & 18th, 2011

I will be sending:

___ Full payment of \$105.00

___ Deposit of \$45.00

(NOTE: remainder of fee due on 1st day of class, book fee is non-refundable)

Name: _____

Address: _____

City, State, Zip: _____

Telephone No.: _____

Email: _____

I am affiliated with Boy Scouts: Pack, Troop or Crew # _____

Council _____

I am affiliated with _____
(other organization)

Collier Life Safety Group • www.collierlifesafety.com • 480.266.8260

Wilderness First Aid 16-Hour Course

Course Information:

This 16-hour Wilderness First Aid course is for persons involved in activities that take them beyond the scope of traditional urban emergency medical services, when help is delayed in urban or rural situations, and mass casualty incidents. While many excursions are held in areas where transportation and emergency services are available, help may still be slow in arriving. This course is useful when in remote areas, in urban areas during and after disasters, or when emergencies occur during large gatherings, all of which can require care of the victim beyond the skills taught in regular first aid classes. Wilderness First Aid includes realistic scenarios where you will decide what is wrong with the "patient" and how to handle the situation, and whether you are "in town" or miles away from an emergency room or paramedic care. The main textbook is written in collaboration with the Wilderness Medical Society (WMS) and the American Academy of Orthopaedic Surgeons (AAOS).

NOTE: *This course does not include CPR. If you wish to take a CPR class or recertify your current CPR card, we will schedule a separate CPR class.*

Cost: Per Person Cost: \$105.00

This charge reflects a discount (\$155.00) available only to Boy Scouts, Boy Scout Leaders and their family, friends; fee covers the following materials: AAOS/WMS textbook, handouts, all equipment needed, and AAOS/ECSI/WMS Wilderness First Aid Certificate/Certification Card valid for 3 years.



What to Bring to Class:

Pencil, pen, a wrist watch (preferably with a second hand).

Instructors:

The classes are primarily taught by JT Collier, Owner of Collier Life Safety Group and a 19-year Firefighter/Paramedic. He has extensive experience in emergency care, including wilderness emergency care, and also has thorough training in technical rescue, and served in the Southern Arizona Rescue Association while working in Tucson, Arizona. JT teaches EMT and Hazardous Materials courses at Scottsdale Community College.

Tim Wolf will be assisting instruction. Tim has 18 years experience as a Firefighter/Paramedic and also has extensive training/experience in technical rescue. He has served with the Maricopa County Sheriff's Department in the Rescue Posse and also spent 4 years as a National Ski Patrolman at Snow Summit in the San Bernardino National Forest. Tim has taught EMT and Hazardous Materials courses at Scottsdale, & Mesa Community College.

Dates & Registration Information:

Please see registration form attached which has the scheduled course dates, times and location. You should complete the registration form then email it to JT Collier at jt@collierlifesafety.com or fax to 1-877-308-1246. Payment should be mailed once JT has received your completed registration form. If you would like more information please email JT at the above email or contact 480-266-8260.

Please visit our website for more information and additional programs at www.collierlifesafety.com

Wood Badge for the 21st Century

Advanced Leadership Training for:

Cub Scout, Boy Scout, Varsity Scout, Venturing, District and Council Leaders

Wood Badge Participants Learn To:

- View scouting globally as a family of inter-related value-based programs that provide age appropriate activities for youth.
- Recognize the contemporary leadership concepts utilized in corporate America and leading government organizations that are relevant to our value-based movement.
- Apply the skills learned from participation as a member of a successful working team.
- Revitalize commitment by sharing in an overall inspirational experience that helps provide Scouting with the leadership it needs to accomplish its mission on an ongoing basis.



Name: _____ Date of Birth: _____ M F

Address: _____ Contact Phone: _____

City: _____ State: _____ Zip Code: _____

E-Mail Address: _____

Occupation: _____ Business Phone: _____

Council: _____ District: _____

Unit No: _____ Years in Scouting – as Youth: _____ as Adult: _____

YOU MUST BE REGISTERED IN BSA: Present Scouting

Cub Scout Varsity Venture Other _____

For Your Current Position:

MUST BE COMPLETED Basic Training Date: _____ Outdoor Skills Training Date: _____
month/year month/year

2011 Course Dates

<input type="checkbox"/> Weekend **	Jan 21-23 & Feb 4-6	Heard Pueblo	Marilyn Hawley	(480)-987-9206	mhawley44@aol.com
<input type="checkbox"/> Weekend *	March 10-12 & 24-26	Heard Pueblo	Keith Lavender	(602) 332-1032	klavender3@gmail.com
<input type="checkbox"/> Weeklong***	May 30- June 4	Raymond	Dennis Newmeyer	(480) 560-7411	den.dude@cox.net
<input type="checkbox"/> Weekend *	Aug 25-27 & Sept 8-10	R-C	Nate Nichols	(602) 908-8924	supern8@gmail.com
<input type="checkbox"/> Weekend *	Oct 13-15, Oct 27-29	R-C	Dale Lewis	(602) 953-1519	dale-lewis@cox.net

*Thu – Sat (Two Weekends) ** Fri – Sun (Two Weekends) You must attend both weekends ***Week long Monday thru Saturday

NOTE: A complete Annual Health and Medical form must be completed prior to attending a course

Please reserve my place for the course I've checked above. I am including \$ _____ (minimum \$50) as a deposit to reserve my place in the selected course. I understand the "balance" of the \$ 215 course fee must be paid 30 days prior to the start of course. I understand that if my balance is not fully paid by 30 days prior to the start on my selected course, my place may be forfeited.

If unable to attend, and council service center is notified 30 days prior to the course, any funds deposited will be returned.

Please make checks payable to: Grand Canyon Council. Return this application to:
Council Service Center, 2969 N. Greenfield Rd., Phoenix, AZ 85016-7714 or go to
For online registration go to: Grandcanyonbsa.org (go to training calendar with schedule on right)

BALOO vs IOLS or OWLS

The question has come up on whether Introduction to Outdoor Leader Skills training (IOLS) or Outdoor Webelos Leader Skills training (OWLS), which for our district is the same class, can count as meeting the requirement for BALOO training. For example, if you have a leader who is an Asst. Scoutmaster in a Troop, has taken the IOLS as part of that training, and is a Den Leader in your Pack. He is obviously very experienced on outings and is both the Troop and Pack's Outdoor Coordinator. Does he still need to take BALOO training? The question is also pertinent for leaders who will become Webelos leaders next fall. You need more adults with BALOO training for outings, and a Webelos leader that is doing a Webelos outing needs IOLS. Could I have them take IOLS, and skip BALOO?

The answer is that the two trainings are very different and teach two very different things. Introduction to Outdoor Leader Skills training teaches how to take a troop, patrol or Webelos den camping and how to teach them basic camping skills (knot tying, fire building, compass reading, etc.) BALOO teaches how to take a very large group, with a wide range of ages and skills, on a campout and the BSA safety policies surrounding such an activity. So the answer to the question is no, the two courses are not equivalent and to take a pack camping you still need a BALOO trained adult even if a IOLS trained adult is present.



Basic Training Course Requirements
Grand Canyon Council
Leaders in BOLD must be fully trained this year

Cubmaster and Assistant — Complete: Cubmaster Fast Start*, This is Scouting** and Cubmaster Specific Training** (C72 + WA01+ C40)

Pack Chairman and Pack Committee — Complete: Pack Committee Fast Start*, This is Scouting** and Pack Committee Specific Training** (CF4 + WA01 + C60) and this training includes the ScoutParents Unit Coordinator

Tiger Cub Den Leader-Complete: Tiger cub Den Leader Fast Start*, This is Scouting** and Tiger Cub Den Leader Specific Leader Training** (C73 + WA01 + C41)

Cub Scout Den Leader — Complete: Den Leader Fast Start*, This is Scouting** and Cub Scout Den Leader Specific Training** (C70 + WA01 + C42)

Webelos Den Leader-Complete: Webelos Den Leader Fast Start*, This is Scouting** and Webelos Den Leader Specific Training** (C71 + WA01 + C61)

Pack Trainer — Complete: Pack Trainer Pos. Specific** and The Trainer's EDGE*** (C62 + H96)

Scoutmaster and Assistant-Complete: Boy Scout Fast Start*, This is Scouting**, Introduction to Outdoor Leadership Skills***, and Scoutmaster Specific Training*** (SFS + WA01 + S11 + S24)

Troop Chairman and Troop Committee-Complete: Boy Scout Fast Start*, This is Scouting** and Troop Committee Challenge** (SFS + WA01 + WS10) and this training includes the Scout Parents Unit Coordinator.

Varsity Coach and Assistant Varsity Coach-Complete: Varsity Fast Start*, This is Scouting**, Varsity Leaders Specific Training***, and Introduction to Outdoor Leadership Skills*** (VFS + WA01 + V21 + S11)

Team Chairman and Team Committee-Complete: Varsity Fast Start*, This is Scouting** and Varsity Leaders Specific Training*** (VFS + WA01 + V21) and this training includes the Scout Parents Unit Coordinator.

Venturing Leader and Assistant — Complete: Venturing Fast Start*, This is Scouting** and Venturing Leaders Specific Training***, if crew camps: Introduction to Outdoor Leadership Skills*** (PFS + WA01 + P21 + S11 + Y02)

Crew Chairman and Crew Committee — Complete: Venturing Fast Start* + This is Scouting** and Venturing Leaders Specific Training*** (PFS + WA01 + P21 + Y02) and this training includes the Scout Parents Unit Coordinator.

Skipper and Mate — Complete: Venturing Fast Start*, This is Scouting** and Venturing Leaders Specific Training*** (PFS + WA01 + P21 + Y02)

Ship Chairman and Committee — Complete: Venturing Fast Start*, This is Scouting** and Venturing Leaders Specific Training*** (PFS + WA01 + P21 + Y02) and this training includes the Scout Parents Unit Coordinator.

* Indicates should be taken within 2 weeks of taking position and available online

** Indicates available online at www.myscouting.org

*** Indicates instructor led course, class schedules at: www.grandcanyonbsa.org/training

NOTE: *Persons who completed previous requirements for a given position will still be considered a "Trained Leader" for that position under current requirements. To be credited the courses must be entered with completed dates that were during the time the course was an active course and required for basic training. Entries are made through the person form on the Training tab.*

COMMON LEADERSHIP & TRAINING AWARDS

An award knot can be earned for many positions. To earn an award, track your progress with a progress records (available by clicking on Forms at www.grandcanyonbsa.org) Hand in your form to a commissioner or Kasey Green



[Tiger Cub Den Leader Award](#) - One year of tenure and other requirements.



[Den Leader Award](#) - One year of tenure and other requirements.



[Webelos Den Leader](#) - One year of tenure and other requirements.



[Cubmaster Award](#) - Two years tenure and other requirements.



[Pack Trainer Award](#) - Two years tenure and other requirements.



[Cub Scouter Award](#) - Two years tenure and other requirements.



[Scouter's Training Award](#) - Basic Training and other requirements.



[Scouter's Key](#) - Three years tenure and other requirements - Commissioners, Scoutmasters, Venturing Advisors, and others. See [detailed description](#).



[Unit Leader's Award of Merit](#) - Earned by Cubmasters, Scoutmasters, Varsity Team Coaches, and Venturing Crew Advisors meeting the requirements on form 512-003. This award replaces the Scoutmaster, Varsity Coach, and Venturing Advisor's Awards of Merit, which will no longer be awarded.



2011 Training Initiative All Direct Contact Leaders MUST Be Trained This Year!

The Grand Canyon Council has taken on a pilot program for leader training. Effective December 31, 2011, in order to be renewed on the charter for the 2012 year, all direct contact leaders (Scoutmasters, Assistant Scoutmasters – including 18yo Asst Scoutmasters, Cubmasters, Assistant Cubmasters, Den Leaders, Assistant Den Leaders, Tiger Leaders, Assistant Tiger Leaders, Webelos Leaders, Assistant Webelos Leaders, Varsity Coaches, Assistant Varsity Coaches, Venture Crew Advisors, Associate Crew Advisors, Explorer Post Advisors, Explorer Post Assistant Advisors, Sea Scout Mates, and Sea Scout Skippers), must be trained for their position.

There are approximately 400 leaders in these categories in our district alone that must go through training this year. Obviously, they cannot all attend one class in the Fall so we have scheduled classes in February and March. Please plan on attending the classes early in the year. You can register for instructor led courses at www.azscout.org/training

These trainings include:

- Fast Start
- This is Scouting
- Youth Protection
- Leader Specific Training
- Introduction to Outdoor Skills for Boy Scout, Varsity Scout, and Venturing Scout Leaders.

The Unit Leader's record must reflect this training to be reregistered again for the 2012 year in the same position.

Frequently Asked Questions?

Many questions have arisen regarding this process. Please review our Frequently Asked Questions document to help answer some of yours. The FAQ is available at: www.azscout.org/training

Do your training records need to be updated?

To help us update our records more efficiently, we have created an online training survey. Please be sure to have your member ID number ready as that will help us update the correct records. The survey is available at: www.grandcanyonbsa.org/training

What Makes a Trained Leader?

A direct contact Scout leader is considered fully trained and entitled to wear the Trained leader emblem when he or she has completed the following training courses and the specific training for the position. You can also click here for the [Scouting Umbrella of Training](http://grandcanyonbsa.org/openrosters/DocDownload.asp?orgkey=62&id=67200).
<http://grandcanyonbsa.org/openrosters/DocDownload.asp?orgkey=62&id=67200>

The following FOUR training steps are required to be considered Basic Trained.

1. Fast Start Training.

Fast Start training is the first step for all new leaders and should be taken immediately after they register and before they meet with any youth members. New leaders choose the Fast Start they need to take: Cub Scout Leader, Boy Scout Leader, Varsity Scout Leader, or Venturing Crew Leader. All Fast Start courses are available for purchase on DVD at the Scout Shop, or they can be completed for no charge through www.myscouting.org. (If you are new to Scouting, you will be asked to create an account.) In the e-Learning section of www.myscouting.org, make sure you select your program's tab (Cub Scout, Boy Scout/Varsity or Venturing so you are able to take the correct Fast Start Course) This course needs to only be taken once for your program area.

2. Youth Protection Training.

Youth Protection training is required for all leaders. At all times, youth safety is the number one priority. At the same time, adults need to know the rules for keeping themselves safe, too. Comprehensive Youth Protection training teaches all the do's and don'ts of working with youth. The training is offered through www.myscouting.org. This course needs to only be taken every two years.

3. This is Scouting.

This Is Scouting is a new online training session that replaces New Leader Essentials. It picks up where Fast Start leaves off with six modules of training: The Mission of Scouting, Programs for All ages, Scouting Is Fun, Scouting in the Community, Keeping Our Youth Safe, and Scouting's Legacy. The training takes about an hour to complete and can be found at www.myscouting.org. If you are new to Scouting, you will be asked to create an account. This course needs to only be taken once.

4. Position Specific Training.

Leader position specific training is based on the leader's position. These courses are taught by informed trainers who know how to engage groups and make learning fun. These courses are offered by the district or council as group training, or may be done as small groups or by personal coaching. This course needs to only be taken once for your position.

4a. Cub Scout Leaders

Cub Scout Leader Specific training is available online at www.myscouting.org and has been developed for the following positions:

- Tiger Cub den leaders
- Cubmasters and assistants
- Wolf and Bear den leaders and assistants
- Pack committee
- Webelos den leaders and assistants
- Pack trainers

4b. Boy Scout Leaders

Scoutmaster and Assistant Scoutmaster Leader Specific Training is for all Scoutmasters and their assistants. Boy Scout leaders also must complete Introduction to Outdoor Leader Skills** training to be considered fully trained. These courses are only currently only offered as instructor led courses. These courses need to only be taken once for your position. Class schedules are available at: www.azscout.org/training

Boy Scout troop committee members need to take Troop Committee Challenge which is available online in the Boy Scout section at www.myscouting.org

4c. Varsity Scout Leaders

Varsity Scout Coach Leader Specific is for all Varsity Coaches and assistant Coaches. Varsity Coaches and assistant Coaches must also complete Introduction to Outdoor Leader Skills** training to be considered fully trained. These courses are currently only offered as instructor led courses. These courses need to only be taken once for your position. Class schedules are available at: www.azscout.org/training

Varsity committee members need to take Varsity Scout Coach Leader Specific (instructor led, see class schedule at www.azscout.org/training) and Troop Committee Challenge which is available online at www.myscouting.org

4d. Venturing Crew Leaders

Venturing Crew leaders and assistants must complete Venturing Leader Specific Training. Leaders of crews that camp must also take Introduction to Outdoor Leader Skills** training to be considered fully trained. These courses are currently only offered as instructor led courses. These courses need to only be taken once for your position. Class schedules are available at: www.azscout.org/training

This course needs to only be taken once for your position. Venturing committee members need to take Venturing Crew Leader Specific (instructor led, see class schedule at www.azscout.org/training)

** Experienced leaders have the option of trying to test out of Introduction to Outdoor Leader Skills. If you would like to try to test out, send an email requesting to do so to: bnelson45@hotmail.com



NOTE ALL ASSISTANT SCOUTMASTERS (including 18 year old ASMs) and SCOUTMASTERS MUST BE BASIC TRAINED THIS YEAR TO REREGISTER!!



Online Training!



All training courses for
Cub Scout Leaders is now available online at:
www.scouting.org/volunteer/training

Courses include:

1. "Cub Scout Leader Position-Specific Training"
2. "Youth Protection,"
3. "Fast Start," and
4. "This Is Scouting"

The courses have been updated to support the new Cub Scout Delivery Method rolled out earlier this year. Now, den leaders and assistants, Cubmasters and assistants, pack trainers, and pack committee chairs and members can now learn the how-to's for successfully conducting an engaging den and pack program and can become confident in the role each plays.

Online training is also available by clicking the link: www.scouting.org. When entering www.MyScouting.org, click on the **E-Learning** link under the **Training** header located on the left-side menu. Then click on the **Cub Scouts** tab and *voila!*... all leader training is at your convenience.

If you do not have a MyScouting account, there are simple instructions on the landing page that will help you create one.



In addition to the opportunity for online training, all four Cub Scout leader courses are supported by a printed syllabus, some with a DVD, to assist council and district training teams in conducting instructor-led experiences. The catalog number for this resource is 34875.

For questions or concerns regarding MyScouting accounts, send an email to the National Service Desk at: MyScouting@scouting.org. All issues will be addressed as soon as possible in order to get users online and fully trained!



Boy Scout, Varsity, Venturing and Webelos Adult Leader Training



Intro to Outdoor Leader Skills Training



For Scoutmasters, Asst. Scoutmasters, Venturing Leaders, Varsity Leaders, Webelos Leaders, Asst. Webelos Leaders



Friday and Saturday, **Apr 15-16, 2011** - Heard Scout Pueblo

Begins Friday after 5:00 PM - Ends Saturday 6:00 PM

Fees include a late snack Friday, Breakfast and Lunch Saturday

This is a campout - details on what to bring will be sent upon registration

Location: Heard Scout Pueblo

- Scoutmasters and Asst. Scoutmasters, you Must Take This is Scouting, Boy Scout Fast Start, **Boy Scout Leader Specific**, and **Outdoor Leader Skills** to be "Trained"
- Webelos Leaders should attend This is Scouting, Cub Scout Fast Start, Cub Scout Specific training and **Outdoor Leader Skills** to be "Trained"
- Varsity Leaders must attend This is Scouting, Varsity Specific, Boy Scout Fast Start and **Outdoor Leader Skills** to be "Trained"
- Venturing Leaders must attend This is Scouting, Venturing Fast Start, Venturing Specific and for crews have an outdoor program must also complete **Outdoor Leader Skills** training to be considered fully trained.

For more information and to register go to: www.azscout.org/training

Questions? Contact Bill Nelson at SRD_Training@AzScout.org

Please Copy As Many As you Need to Register Your Leaders

Take the journey

Effective Jan. 1, Scouting instituted a new recognition program, Journey to Excellence, which replaces the Centennial Quality Awards program.

Chuck Keathley, with Mission Impact in the BSA national office, says that Journey to Excellence uses a balanced approach and key performance indicators to measure outcomes vs. process, with increased emphasis on quality programming.

“We’ve always measured growth, but this also looks at what kind of experience the boys are having,” he says. “Are they camping, are they advancing, are we retaining them and increasing our market share?”

Many leaders already have taken advantage of numerous webinars explaining the new criteria. Keathley says the webinars will be repeated beginning in January and are available at the The Journey to Excellence website:

<http://scouting.org/scoutsource/Awards/JourneyToExcellence>



Order of the Arrow Elections

Now is the time to put your Order of the Arrow election time on your calendar !! Election dates are being scheduled for 2011 and it is first come first served. Do not delay, get the dates that you would like NOW !!

Your Order of the Arrow chapter will provide you with all the paperwork that you need and we will send out a team to do your elections. Please remember that the teams are composed of Scouts as well as adults and we do not want to overbook our personnel.

If you are new to the District and need information about the Order of the Arrow, just drop me an email and I will reply with all the answers that you may have.

Here are the basic requirements that a YOUTH must have to be on the elections ballot:

- 1) Be a FIRST CLASS SCOUT
- 2) Have 15 Days and Nights of Camping
- 3) Been approved by the Scoutmaster

Here are the requirements for ADULTS to be elected

- 1) Have the basic 15 Days and Nights of Camping
- 2) Been approved by the Troop Committee
- 3) ONLY ONE ADULT PER YEAR can be elected from the troop!!

There can be only one election per unit in a calendar year, these are the National Committee rules. No exceptions

Here is a little item for you to take into account:

- 1) There were 15 youth working as Camp Staff at Camp Geronimo this past summer from your Chapter
- 2) Of the 48 Youth and Adult that attended the National Order of the Arrow Conference in Indiana 7/31-8/6 2009, 22 were from this chapter
- 3) The ceremonies teams that will do your Crossovers, Eagle Courts of Honor etc. competed at the National Order of the Arrow Conference and were judged by a National Panel and were excellent !!
- 4) At the present time 3 of the highest ranking YOUTH officials in our Order of the Arrow Section(Arizona and Nevada) are from this chapter
- 5) Three of the six Chiefs of Wipala Wiki Lodge are from this chapter
- 6) Lodge Adviser is from this chapter

As you can see, this Order of the Arrow chapter is very active and produces Confidant Leaders that will help your troop attain the highest goals possible !! We do not take away leadership, we provide it !!

For those of you that have already been nominated and have not gone through the Ordeal Weekend you have only 1 year from the time that you were nominated to complete your Ordeal. Here are the dates and locations for 2011

- 1) Camp R-C in Payson April 29-May1
- 2) Camp Geronimo May 13-15
- 3) Camp Raymond September 9-11
- 4) Heard Scout Pueblo October 7-9

To register for any of the above dates please go to www.wipalawiki.org You will see the registration dates on the right side of the page

Thanks a lot for your time

Donna Kutarnia

Chapter Advisor

fittofish@gmail.com

480-330-8810

Paintball and Unauthorized Activities

Unauthorized and Restricted Activities

The Boy Scouts of America general liability policy provides coverage for a bodily injury or property damage claim that is made and arises out of an Official Scouting Activity. [The Guide to Safe Scouting](#) contains a listing of Unauthorized and Restricted Activities. Unauthorized activities are not considered Official Scouting Activities. Volunteers (registered and unregistered), Units, Chartered Organizations and Local Councils are jeopardizing insurance coverage for themselves and their organization by engaging in unauthorized activities. PLEASE DO NOT PUT YOURSELF AT RISK.

The Guide to Safe Scouting can be found here:

<http://www.scouting.org/sitecore/content/Home/HealthandSafety/GSS/toc.aspx>

Paintball poses a significant risk of injury, especially among children. In contrast to other Scouting activities involving firearms, the object of paintball is to fire a pellet—at a speed of at least 300 feet per second—at another human. A paintball that hits the body may produce a mere sting or welt, but a paintball that strikes an eyeball can cause severe injury to the eye and even blindness. The Consumer Product Safety Commission noted three deaths between 2002 and 2005 from paintball gun equipment.

Per the Guide to Safe Scouting, “The following activities have been declared unauthorized and restricted by the Boy Scouts of America . . . Pointing any type of firearm (including paintball, dye, or lasers) at any individual is unauthorized.”

A complete listing of the Unauthorized and Restricted Activities can be found [here](#).

<http://www.scouting.org/scoutsource/HealthandSafety/GSS/gss08.aspx#e>

BSA Caving Policy Update

There is an update to the Boy Scouts caving policies documents. The Youth Group Liaison Committee BSA web pages

http://www.caves.org/youth/bsa_caving.shtml have been updated to reflect this.

They are:

<http://www.scouting.org/scoutsource/HealthSafety/GSS/gss08.aspx#b>



and




<http://www.caves.org/youth/19-102B.pdf>






A comparison of the changes are


at <http://www.youcave.org/2011/03/changes-to-bsa-caving-document.html>

Salt River District CALENDAR

April 2011				
Date	Day	Time	Event	Details
1	Fri	12:00PM	Training Classes	A matrix which contains what training is required for every position is HERE . More training classes are available here .
1-3	Fri-Sun	12:00PM	CYLT	<p>Catholic Youth Leadership Training for Boy Scouts & Ventures - at the Heard Scout Pueblo - \$55 estimated Course Fee includes Meals, Camping fee, Patch, & T-Shirt</p> <p>Scouting provides opportunities for quality leadership and character development. CYLT goes a step further to integrate a Scout's Catholic identity into their Scouting activities. Attending Catholic Scouts and Ventures are exposed to what their faith could add to the troop/crew experience, thereby helping them to see their leadership rooted in their baptismal call and as a disciple of Christ; all this while having fun, too! Details in Word and PDF format.</p>  <p>Eligibility</p> <ul style="list-style-type: none"> • Participant must be a registered 1st Class Boy Scout or Venture (male or female) • Participant should have a current troop or crew leadership position or interested in leadership • Participant must have attended at least one long-term Scout camp (one week or more) prior to the course • Scoutmaster/Advisor Approval
2	Sat	7:30AM	BALOO	 <p>This training is required for any adult who is in charge of planning a pack campout or outdoor activity. Online registration is available here.</p>
7	Thu	6:00PM	Scoutmaster Specific Training	This course is mandatory for all Scoutmasters and Assistant Scoutmasters. This class is for those who find it difficult to attend an all day Saturday class. We


				<p>will be splitting the course into three modules taught on separate Thursday nights. You need to complete all three modules for credit in the course. You may take the modules in any order.</p> <p>Apr 7 - Module II May 5 - Module III</p> <p>You may take the modules in any order, but you must attend all 3 modules to obtain credit for the class</p> <p>more info here.</p>
7	Thu	7:00PM	Round Table	<p>The monthly Salt River Round Table is an opportunity for Unit Leaders to share their experiences and learn about District activities - Location - recommended for all Cub Scout, Boy Scout, Varsity and Venturing leaders.</p>
9	Sat	7:30AM	Scout-o-Rama	 <p>“INTO SCOUTING’S NEXT CENTURY” More information here.</p>
10	Sun	5:00PM	Interested in becoming a Campmaster?	 <p>What is a CAMPMASTER? The campmaster is a person or possibly a group of selected, trained, and registered Scouters who serve at council camps whenever troops, teams, Webelos dens, or posts are using any part of a Grand Canyon Council -BSA camp property. More information is here.</p>
15-16	Fri-Sat	6:00PM	Intro to Outdoor Leader Skills	 <p>Salt River District will be hosting this training at the Heard Scout Pueblo. Mandatory training for all Scoutmasters, Asst. Scoutmasters, Varsity Coaches and Asst. Varsity Coaches and Venturing Advisors. Recommended for Webelos Leaders. This is a campout. More information and registration is here.</p> <p>Experienced leaders may be able to test out of this course. If interested in this option, send an email to Bill Nelson</p>

16	Sat	7:00AM	Varsity Specific Training	 San Tan District will be hosting Varsity Specific Training. This is Mandatory for Varsity Coaches, Asst. Coaches and Varsity Committee Members. More is here.
16	Sat	7:00AM	Scoutmaster Specific Training	 San Tan District is hosting this event in Gilbert. Mandatory for Scoutmasters and Asst. Scoutmasters More is here.
16	Sat	8:00AM	Venturing Specific Training	 The San Tan District will be hosting training for Venturing Leader Specific Training for: Venture Crew Advisors & Assistants; YM Presidents & Bishops. More is here.
24	Sun	12:00PM	Easter Sunday	Easter Sunday
26	Tue	7:00PM	Eagle Board	Eagle Board of Review and Project Reviews - Location
28	Thu	7:00PM	SRD Committee Mtg	The monthly Salt River Committee Meeting for District leadership
29-30	Fri-Sat	2:00PM	Introduction to Outdoor Leader Skills Training	 San Tan District will be hosting this training at Christopher Creek. Mandatory training for all Scoutmasters, Asst. Scoutmasters, Varsity Coaches and Asst. Varsity Coaches and Venturing Advisors. Recommended for Webelos Leaders. This is a campout. More information and registration is here. Experienced leaders may be able to test out of this course. If interested in this option, send an email to Bill Nelson
30	Sat	8:00AM	Plumbing Merit Badge Clinic	Arizona Pipe Trades Training Center More information here.
May 2011				
Date	Day	Time	Event	Details
1	Sun	12:00PM	Training Classes	A matrix which contains what training is required for every position is HERE. More training classes are available here.
5-6	Thu-Fri	12:00PM	Introduction to Outdoor Leader Skills Training	 Four Peaks District will be hosting this training at the Heard Scout Pueblo. Mandatory training for all Scoutmasters, Asst. Scoutmasters, Varsity Coaches and

				<p>Asst. Varsity Coaches and Venturing Advisors. Recommended for Webelos Leaders. This is a campout. More information and registration is here.</p> <p>Experienced leaders may be able to test out of this course. If interested in this option, send an email to Bill Nelson</p>
5	Thu	6:00PM	Scoutmaster Specific Training	<p>This course is mandatory for all Scoutmasters and Assistant Scoutmasters. This class is for those who find it difficult to attend an all day Saturday class. We will be splitting the course into three modules taught on separate Thursday nights. You need to complete all three modules for credit in the course. You may take the modules in any order.</p> <p>May 5 - Module III</p> <p>You may take the modules in any order, but you must attend all 3 modules to obtain credit for the class</p> <p>more info here.</p>
5	Thu	7:00PM	Round Table	<p>The monthly Salt River Round Table is an opportunity for Unit Leaders to share their experiences and learn about District activities - Location - recommended for all Cub Scout, Boy Scout, Varsity and Venturing leaders.</p>
14	Sat	8:00AM	Plumbing Merit Badge Clinic	<p>Arizona Pipe Trades Training Center More information here.</p>
24	Tue	7:00PM	Eagle Board	<p>Eagle Board of Review and Project Reviews - Location</p>
26	Thu	7:00PM	SRD Committee Mtg	<p>The monthly Salt River Committee Meeting for District leadership</p>
30-3	Mon-Fri	10:00AM	National Youth Leadership Training	 <p>Grand Canyon Council's National Youth Leadership Training (NYLT) course. More information is available here</p>

June 2011

Date	Day	Time	Event	Details
1	Wed	12:00PM	Training Classes	A matrix which contains what training is required for every position is HERE . More training classes are available here .
2	Thu	7:00PM	Round Table	The monthly Salt River Round Table is an opportunity for Unit Leaders to share their experiences and learn about District activities - Location - recommended for all Cub Scout, Boy Scout, Varsity and Venturing leaders.
4	Sat	7:30AM	Advancement Day	Salt River District Advancement Day
4-11	Sat-Sat	11:00PM	Geronimo SC 1	Geronimo Summer Camp session 1
11-18	Sat-Sat	2:00PM	Geronimo SC 2	Geronimo Summer Camp session 2
13-17	Mon-Fri	10:00AM	National Youth Leadership Training	 Grand Canyon Council's National Youth Leadership Training (NYLT) course. More information is available here
18-25	Sat-Sat	12:00PM	Geronimo SC 3	Geronimo Summer Camp session 3
20-24	Mon-Fri	10:00AM	National Youth Leadership Training	 Grand Canyon Council's National Youth Leadership Training (NYLT) course. More information is available here
25	Sat	7:30AM	Advancement Day	Salt River District Advancement Day
25-2	Sat-Sat	12:00PM	Geronimo SC 4	Geronimo Summer Camp session 4
28	Tue	7:00PM	Eagle Board	Eagle Board of Review and Project Reviews - Location
30	Thu	7:00PM	SRD Committee Mtg	The monthly Salt River Committee Meeting for District leadership



Roundtable	The first Thursday of each month (except July) at the Lakeshore LDS Church (north of Guadalupe on Lakeshore) Please submit announcements at least one week in advance to George Harris, gdh2796@cox.net
District Website	http://www.azscout.org <i>Select Salt River District for the Unit.</i>



Want Ads

The District is in need of Volunteers to help keep it running smoothly, keeping units informed, trained, and ensuring more fun for all our scouts. We have some specific positions to be filled, but there are a lot of other places where we can use members at large. Come join us and share your heart and brain with the rest of us.

Trainers – All Levels, Commissioners – All Levels

Many areas need committees or several scouters to make things work. We are always in need of Commissioners and Trainers. Individual events, like Camporee, Webelos Woods, Pinewood Derby, Fishing Derby, etc. need committees to run these events.



For cost reasons, the Grand Canyon Council will no longer be distributing flyers at roundtable. We will send announcements out via this email group. Adult leaders please join this group and receive all the info!!!

Cub Scout Leaders should send an email to:
srdcubs-subscribe@yahogroups.com

Boy Scout, Varsity, Venturing and District leaders should send an email to:
srdscouts-subscribe@yahogroups.com

The Petroglyphs is a publication of the Salt River District. All you see above comes from various sources in the District. News and items are encouraged from any Scouter. Please contact the Editor with your items at least 2 weeks in advance of the next Roundtable to ensure publication.

Editor	Claudia Gray	480 961-3060	cgray@cox.net
District Executive	Kasey Green	602 955-7747 x225	kmgreen@grandcanyonbsa.org
District Chairman	Phillip Gray	602 615-0511	test4u@cox.net
District Commissioner	Michael Forrest	480 204-4611	mikeaforrest@hotmail.com

**For a listing of the District Committee
 Visit the District Website: <http://www.azscout.org>.**