



District Happenings

Flyers and further details may also be available on the District Web Site

Friends of Scouting



Why is it so important to contribute to the annual Friends of Scouting Campaign?

Each year parents of Scouts and community members in the Grand Canyon Council are asked to contribute to the annual Friends of Scouting campaign. This campaign is an essential component of the funding efforts for our council, raising over 21% of the council's annual income.

Scouting families play a vital role in the annual Friends of Scouting campaign because they see, on an ongoing basis, how important the Scouting program is in the lives of their Scouts.

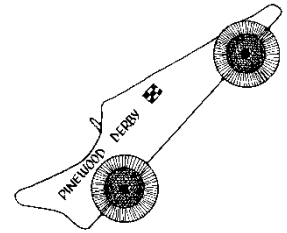
Each year, the Grand Canyon Council touches the lives of tens of thousands of Scouts and their families. Serving that many youth requires a budget designed to support a lot of great Scouting. Participation in the Friends of Scouting campaign will guarantee that funding will be available to meet the annual budget needs to support programs, communications, council staff, camps, office facilities and much more.

Here is how our campaign works. Beginning in November and through March, Scouting volunteers come to a unit activity (typically a pack meeting or troop court of honor.) This volunteer invites the families present to consider making a tax-deductible pledge to the Grand Canyon Council that can be paid during the year.

Families and interested community members are encouraged to give based on their interest in the program and their ability to give. Help keep Scouting strong by participating as a Friend of Scouting. Contributions can be made online with payment by credit card, electronic check or by mail. Thank you for your generous support!



Salt River District Pinewood Derby



**All Cubs are invited
Top Three Winners of each Rank
compete in the Council Pinewood Derby**

Saturday, March 26th, 2011

Outdoor Skills Center, Desert Breeze Park
Chandler

\$5.00 per Racer

Register On-Line at www.grandcanyonbsa.org
(look on the Salt River District Calendar)

See the Pinewood Derby Web Page for details and information:

<http://www.srdscouts.org/PinewoodDerby.html>

Contact:

Roy Hollis, (602) 989-4605, rbhollis@q.net

The 2011 Scout-O-Rama is Coming!!!



The 2011 Scout-O-Rama is going to be a great way to kick off our way into the next century of Scouting. You don't want to miss it!!

When: Saturday, April 9, 2011 from 10:00am to 4:00pm

Where: Tempe Kiwanis Park (6111 S. All American Way, Tempe, AZ)

Who: Scouts, Scout Leaders, Families of all

Cost: \$5 for the whole family

What: A Scouting display equal to none other in the Valley. Units will be showcasing their talents, abilities, games, food, and much, much more!

Scout-O-Rama Ticket sales begin the 3rd of February and run through March 30th. All tickets sold during this period will be eligible for a **35% commission!** We have great prizes for scouts who sell and this is a great way for a scout to earn money for summer camp, day camp, or any other Scouting program they are involved with.

Don't forget to register for your grocery store locations on the council webpage www.grandcanyonbsa.org.

While you're there, take a look at the Scout-O-Rama Leader's Guide that has great information on the event and the registration form for a unit display booth.

We look forward to seeing you there!

2011 Scout-O-Rama

[Click here for the 2011 SOR Leaders Guide](#)

<http://grandcanyonbsa.org/openrosters/ViewOrgPageLink.asp?LinkKey=39367&orgkey=62>

All Scout-O-Rama Store requests are done online. Below are links to store locations in various parts of the valley. The store registrations will be activated at 9:00am Saturday December 11. Requests received prior to this time will not be honored.

Here are a few notes to remember throughout this process:

- A SCOUT IS TRUSTWORTHY - This sign-up is based on this scouting principle.
- Beginning December 11 @ 9:00 a.m. you may sign up for up to 3 time-slots.
- You can add up to 3 additional time-slots per week, BEGINNING @ 9:00 am each Saturday.
- ONLY ONE LEADER PER UNIT CAN SIGN UP, ALL OTHERS WILL BE DELETED
- We reserve the right to limit the number of time-slots you can have to the number of boys in your unit.
- Please go to this link to download store information:
<https://docs.google.com/leaf?id=0ByvLgQvtLf4WZDJiYtdhYjAtNTY4MS00MTA0LTkzMDYtYjBhMTYxMTMyNjY1>

Store Location Requests

1) Click this link to go to our invitation page on VolunteerSpot:

Safeway East / Southeast Valley -- March 18, 19, 25, 26

<http://www.volunteerspot.com/login/entry/1162345634773696064>

Safeway West Valley, -- March 18, 19, 25, 26

<http://www.volunteerspot.com/login/entry/772345634270298058>

Safeway Phoenix / North Valley -- March 18, 19, 25, 26

<http://www.volunteerspot.com/login/entry/2323456348984480112>

Bashas East / Southeast Valley -- March 19, 20, 26, 27

<http://www.volunteerspot.com/login/entry/10323456348469940124>

Bashas West Valley -- March 19, 20, 26, 27

<http://www.volunteerspot.com/login/entry/872345634647502099>

Bashas Phoenix / North Valley -- March 19, 20, 26, 27

<http://www.volunteerspot.com/login/entry/10923456341570180117>

2) Enter your email address. VolunteerSpot will then send you a PERSONAL* signup invitation coded to your email address. (no registration required) Please note: VolunteerSpot does not share your email address with anyone or send spam emails.

3) Go to your email inbox and open the invitation from VolunteerSpot – click "Sign Up Now/Learn More" to choose your spots.



R-C Cub Scout Resident Camp 2011

Boy Scouts of America, Grand Canyon Council

Exploring the Great Outdoors



BACK GROUND

Located on 75 acres of tall, cool Ponderosa Pines, Camp Theodore Roosevelt at the R-C Scout Ranch, just outside of beautiful Payson, Arizona, offers one of the greatest outdoor experiences you and your son will have an opportunity to participate in.

Since 1989, Cub Scout Resident Camp has offered outdoor adventure to hundreds of boys, parents, and leaders. Plan to join us this June for an unforgettable adventure as we keep the "OUTING" in Scouting.



TIME SCHEDULE

This 4-day, 3-night experience is packed with fun-filled activities for both boys and adults. Campers should plan to arrive at R-C between Noon and 2:00 P.M. on the opening day. Camp-wide activities will conclude after lunch on the fourth day. Departure should be no later than 2:30 P.M.

CAMP DATES

- Session 1: June 3-June 6
- Session 2: June 10-June 13
- Session 3: June 16-June 19
- Session 4: TBD

FAMILY CAMP

TBD

Program Highlights

- ♦ ARCHERY
- ♦ ASTRONOMY
- ♦ BB GUNS
- ♦ CAMPING SKILLS
- ♦ COMPASS COURSES
- ♦ CRAFTS
- ♦ EVENING ACTIVITIES
- ♦ FISHING
- ♦ HIKING
- ♦ HORSEBACK RIDING
- ♦ NATURE

CAMP FEE

The camp fee of \$189.00* for each Cub Scouts and \$142.00* for adults includes all meals and program supplies.

FAMILY CAMP FEE

Fee of \$189.00* each Cub Scout and \$142.00* for one adult, additional family members may attend for \$135.00* each includes all meals and program supplies. This is a wonderful opportunity for the whole family to participate. Bring Grandma and Grandpa tool NO PETS ALLOWED
*Includes EMA Fee

REGISTRATION

All boys must register with an adult or by the Pack. At least one adult (21 years of age or older) must attend for every four boys.

Return registration form and mail with deposit or complete fee to the Council Office. Attendance is limited and registration is on a first come, first served basis.

A \$50.00 non-refundable deposit per person is required to make a reservation with the remaining balance due one week before camp. A \$5.00 late fee will be charged if balance is paid at camp. Confirmation of reservations will be sent along with medical forms, equipment lists, etc.



REQUIRED FORMS

All Council Camps require that every youth and adult have a completed Personal Health and Medical record, which requires a Doctor's examination within the last 12 months for boys and adults.

No Exceptions

ACCOMODATIONS & MEALS

Cub Packs and individuals will be assigned to a campsite and camp based on size of the campsite. All campers will be housed in 2-person tents or Adirondacks (3-sided, roofed structure). Bunk pads are *not* provided. Hot showers are available.

REFUND POLICY

All except the \$50.00 non-refundable deposit, per person, can be transferred to another named Cub Scout or refunded with a written explanation two weeks prior to the beginning of a program session.

Should a session be canceled due to low registration, campers may choose another session or all fees will be refunded.

TRANSPORTATION

Each Camper will be responsible for his or her transportation.

CAMPERSHIPS

Camperships are available for deserving campers (youth only). As much as 75% of the fee may be sponsored. Contact the Council Program Office for details. The Campership application must be returned by **April 30**.

WEBELOS ACTIVITY PIN

During the Nature Class, the Webelos will be able to earn the Geologist Activity pin.

HOW TO GET THERE

Take State Highway 87 out of the Phoenix Metropolitan Area. After reaching Payson, turn east on Highway 260, (McDonald is on the SE corner), R-C is 22 miles from Payson, just past Kohl's Ranch, milepost 271.5. Parking is to your right, at Van Ness Lodge. Please back your vehicle into the parking spaces. Allow 2.5-3 hours driving time from Phoenix

Cub Scout Resident Camp Registration Form

Cub's Name _____ Pack # _____ District _____

Address _____

City _____ State _____ Zip _____ Home Phone # (____) _____

Parent's work or cell phone # (please circle whether W or C) (____) _____ Email _____

Cub's age while at camp _____ Rank while at camp _____ # of years attending R-C _____

Adult attending _____ Age _____ # of years attending R-C _____

Names and ages of additional family members for Family Camp: _____

If attending with your Pack, list the contact person _____

and phone # (____) _____

Session Dates: Please check your choice (Sessions limited to 215 participants)

- _____ Session 1: Friday, June 3-Monday, June 6
- _____ Session 2: Friday, June 10-Monday, June 13
- _____ Session 3: Thursday, June 16-Sunday, June 19
- _____ Session 4: TBD
- _____ Family Camp: TBD

My son will be attending with others from his Pack Yes No Unknown

**** Boys must attend with a parent or with a Pack. Individual registrations without an adult will not be accepted.****

Fee _____ \$50.00 minimum deposit, per person (non-refundable) A \$5.00 late fee will be charged if balance is paid at camp.

Mail to: Boy Scouts of America, Grand Canyon Council 2969 N Greenfield Rd, Phoenix, AZ 85016-7715	Payable to: Boy Scouts of America Acct# 1-6701-433-21
--	--

National Jamboree 2013 Payment/Refund Contract

PAYMENT SCHEDULE

Initial Deposit with App	\$350.00	NON-Refundable
April 1, 2011	\$350.00	Total to date \$700.00
July 1, 2011	\$350.00	Total to date \$1,050.00
October 1, 2011	\$350.00	Total to date \$1,400.00
January 1, 2012	\$350.00	Total to date \$1,750.00
April 1, 2012	\$350.00	Total to date \$2,100.00
July 1, 2012	\$350.00	Total to date \$2,450.00
October 1, 2012	\$350.00	Total to date \$2,800.00
January 1, 2013	\$350.00	Total to date \$3,150.00
April 1, 2013	\$350.00	Total to date \$3,500.00

Payments can also be made at a rate of \$116.67 per month.

REGISTRATION AFTER APRIL 1, 2011: If you sign up after one of the payment due dates above, you must still pay the \$350 initial deposit and any installments, which have already accrued in accordance with the above schedule. The total accrued installments must be paid in no less than five equal monthly payments, beginning 60 days after registration. This is in addition to the regular installment payments which become due after registration. *[example: if you signed up on December 1, 2011, at the time of signing, you would need to pay the \$350 deposit, and then make 5 monthly payments of \$210.00 $[(\$1,400.00 - \$350.00) / 5]$, beginning February 1, 2012, in addition to the regular installment payments, above.]*
(initials) _____

PAST DUE PAYMENTS: If any regular and/or accrued payments are not received by the Council office within 10 days after the above due dates, a non-refundable late fee of 10% of the past due amount will be assessed.
(initials) _____

If any payments become 90 days past due, **you may be removed from the active roster** and placed on a stand-by / waiting list until all payments are made current. While on the stand-by/waiting list, your "slot" in the troop may be given to another scout who is able to pay all of the accrued fees at the time he is invited to join the troop. If there is no "slot" available in your desired troop when you become current, you have the option of being placed in another troop, if there is a "slot" available in that troop.
(initials) _____

REFUND POLICY: If you sign up and then find that you cannot attend, or you are removed because of non-payment, you will receive a refund from the Grand Canyon Council of fees paid, less the \$350 non-refundable deposit. This method of refund will occur only if there is an alternate to take your place. In the event there is no alternate, a partial refund will be made, based on the fees you have paid to date, less the non-refundable \$350 deposit and any non-refundable expenses paid by the Council related to the contractual agreements made on your behalf. If at a later date, an alternate is found, additional funds may be refunded. But in no event, will the \$350 non-refundable deposit be returned.
(initials) _____

Grand Canyon Council reserves the right to reassign any participant to another Jamboree troop within the Council contingent, if circumstances warrant such change.
(initials) _____

I have read and understand the above payment/refund contract and agree to be bound by its terms and conditions.

Jamboree Participant

Date

Parent/Guardian

Date

I have reviewed the above payment/refund contract with the jamboree participant and his parent/guardian.

Jamboree Scoutmaster

Date

YOU CAN BE PART OF THE 2013 NATIONAL JAMBOREE

The first National Jamboree held at The Bechtel Summit in West Virginia



SCOUTS LISTEN AS A LOCAL TOUR GUIDE EXPLAINS THE HISTORY OF BOSTON



SCOUTS VISIT TIME SQUARE IN NEW YORK CITY



SCOUTS GATHER IN FRONT OF MASSACHUSETTE STATE HOUSE FOR A TROOP PHOTO



SCOUTS WAVE AT THE PHOTOGRAPHER AT HILL CUMORAH, PALMYRA, NY



SCOUTS FROM ACROSS THE NATION GATHER AT JAMBOREE FOR THE OPENING SHOW AT THE ARENA



A FEAST FIT FOR ANY GROWING SCOUT OF LOBSTER, CORN and POTATOES



SCOUTS GATHER IN FRONT OF THE MARINE CORPS MEMORIAL (IWO JIMA MEMORIAL) AT ARLINGTON



SCOUTS LOOKING OVER THE RAILING AS WATER FLOWS OVER NIAGARA FALLS

**EAST COAST HISTORICAL
TOUR STARTING IN BOSTON
MASSACHUSETTS**

Day 1: Fly from PHX to Boston, MA
Day 2: Visit Historical Boston, Lexington Concord, and dine on fresh Maine Lobster.
Day 3: Visit the home of President's Adams and Kennedy, Plymouth Rock, the Basketball Hall of Fame and the Springfield Armory in Springfield, Massachusetts.
Day 4: Travel to New York City visiting the USS Intrepid, Ellis Island and the Statue of Liberty
Day 5: Ground Zero, Central Park, Wall Street, The United Nations and Time Square
Day 6: Board your bus with a local step-on Tour Guide as you travel throughout NYC.
Day 7: Visit Historical Philadelphia, dine on a genuine Philly Steak Sandwich, run the steps of the Philadelphia Art Museum. Visit the Lancaster PA Amish community.
Day 8: Tour the Gettysburg battlefield and town of Gettysburg then off to Ft. McHenry the birthplace of the Star Spangled Banner. Arrive Washing DC for evening tour.
Day 9: Visit the historical and government sites in Washington DC.
Day 10: Visit the historical and government sites in Washington DC.
Day 11— 20: On Monday, July 15, 2013 we will journey to site of the 2013 National Jamboree to begin your Jamboree experience.
Day 21: Depart the National Jamboree and travel to Kings Island, located outside of Cincinnati, OH for a day of water fun, fast moving roller coasters and relaxation.
Day 22: Depart Cincinnati, OH for the flight back home.

**UP STATE NEW YORK TOUR
of LDS CHURCH HISTORY
STARTING IN CLEVELAND**

Day 1: Fly from PHX To WASHINGTON DC
Day 2: Visit the historical and government sites in Washington DC.
Day 3: Visit the historical and government sites in Washington DC.
Day 4: Travel to New York City visiting the USS Intrepid, Ellis Island and the Statue of Liberty
Day 5: Tour the Gettysburg battlefield and town of Gettysburg then off to Ft. McHenry the birthplace of the Star Spangled Banner.
Day 6: Visit the Historical Philadelphia dine on a genuine Philly Steak Sandwich run the steps of the Philadelphia Art Museum. Visit the Lancaster PA Amish community.
Day 7: Board your bus with a local step-on Tour Guide as you travel throughout NYC.
Day 8: Ground Zero, Central Park, Wall Street, The United Nations and Time Square
Day 9: Visit the historical site of the LDS Church, Palmyra and Waterloo. Even a stop at the Baseball Hall of Fame.
Day 10: Continuing on to the historical site of the Church in Kirtland.
Day 11— 20: On Monday, July 15, 2013 we will journey to site of the 2013 National Jamboree to begin your Jamboree experience.
Day 21: Depart the National Jamboree and travel to Kings Island, located outside of Cincinnati, OH for a day of water fun, fast moving roller coasters and relaxation.
Day 22: Depart Cincinnati, OH for the flight back home.

**WASHINGTON DC TOUR
AND NATIONAL JAMBOREE**

Day 1: Fly from PHX to Washing DC. Enjoy an evening tour of the Washington DC area before checking into your hotel.
Day 2-4: Tour sites will partially be determined by the Troop members. Scouts will have three days to visit historical and government site in and around the Washington DC area.
Day 5: On Monday, July 15, 2013 will we journey to site of the 2013 National Jamboree to begin your Jamboree experience.
Day 14: Depart the National Jamboree and travel to Kings Island, located outside of Cincinnati, OH for a day of water fun, fast moving roller coasters and relaxation.
Day 15: Depart Cincinnati, OH for the flight back home.

**FOR DETAILED INFORMATION
ON HOW YOU CAN BE PART
OF THE 2013 NATIONAL
JAMBOREE CONTACT**

All tour information is based on the best information we have at this time. Tour sites and itinerary will be subject to change as we move closer to the actual dates.

Philmont Scout Ranch 2011

Join a Grand Canyon Council trek to Philmont Scout Ranch
July 3 - 15, 2011

If you are interested in going to Philmont Scout Ranch on a council sponsored trek, get your backpacking buddies together now and sign up to go.

Only 8 provisional crews will go from our Council for 2011
10 Scouts and 2 adults per crew

Applications and \$100 deposit must be received at the Council office

2969 E Greenfield Rd. Phoenix, AZ 85016

Applications and information available at
www.grandcanyonbsa.org



Newest Eagle Scouts Congratulations!


FEBRUARY

Marcus LeRoy Andreason	Crew 9471
Jack Thomas Barrett	Crew 9560
Chandler Raymond Dowell	Troop 376

Thank you to the Eagle Board for all that you do!!

Scouting's highest honor proves to be a singular achievement for a truly dedicated few individuals, including corporate leaders, professional athletes, entertainers, and one U.S. president—Gerald R. Ford.

Helpers are needed at the Eagle Boards held the last Tuesday of each month. If you can assist or for more information – please contact Mack Tarwater.



MERIT BADGE COUNSELORS

The district is getting requests for possible merit badge councilors to assist with troops who don't have adults in their units that can teach particular merit badges. So I thought I would update everyone on merit badge councilors:

- 1) The district list last reviewed has NO merit badge councilors listed who are willing to teach outside their units. People who are interested in helping out in this much needed area should register as a merit badge counselor and indicate a willingness to teach outside their unit.
- 2) We desperately need someone to coordinate a district wide merit badge counselor list. If you are willing to help out please send me an email. It probably won't take a lot of effort on your part. Mostly keeping an Excel spreadsheet up to date and giving out names and contact information when asked.

Merit Badge Counselors - How To

NO ONE CAN SIGN OFF ON A MERIT BADGE UNLESS THEY ARE REGISTERED AS A MERIT BADGE COUNSELOR. THAT INCLUDES SCOUTMASTERS

How To Register a NEW Merit Badge Counselor

If the person registering as a MBC is **already registered in another Adult Leader position** they should:

- Fill out the [BSA Adult Application](#) with **position code 42**, and sign it. (We only need 1 copy).
- Fill out the Grand Canyon Council [Merit Badge Counselor Information Sheet](#), and attach it to the Adult Application. (available in the forms section at www.grancanyonbsa.org) Indicate here if you are willing to counsel outside your unit.
- Attach certifications (** if required, see below).
- Attach Youth Protection Training certificate.
- Submit the forms to the Council Registrar.

If the person registering as a MBC is **NOT already registered in another Adult Leader position**, they should:

- Complete the entire [BSA Adult Application](#) with **position code 42**, and sign it.
- Fill out the Grand Canyon Council [Merit Badge Counselor Information Sheet](#), and attach it to the Adult Application. (available in the forms section at www.grancanyonbsa.org) Indicate here if you are willing to counsel outside your unit.

- Attach certifications (** if required, see below).
- Take Youth Protection Training at www.myscouting.org and attached the trained certificate.
- The Troop Committee should check references, obtain signatures, and submit the forms to the Council Registrar.

Notes:

- Registering as a merit badge counselor is a separate process from chartering or re-chartering a troop, team or crew
- ** Special requirements for Climbing, Rifle Shooting, Shotgun Shooting, and aquatics (Swimming, Lifesaving, Canoeing, Rowing, Small Boat Sailing, Motorboating, Waterskiing, Whitewater) counselors are listed on the Merit Badge Counselor Information Sheet.
- No fees are required for Merit Badge Counselor registration.
- Only registered counselors may sign Merit Badge Blue Cards.
- If a registered merit badge counselor changes badges they are counseling, they only need to resubmit a Merit Badge Counselor Information form. They do not have to submit another application.
- Unless district is notified, merit badge counselors are automatically registered in subsequent years.
- More information can be found here:
<http://scouting.org/scoutsource/BoyScouts/GuideforMeritBadgeCounselors.aspx>



TRAINING

Boy Scout Leader Specific Training in 3 Separate Modules

For all Scoutmasters and Assistant Scoutmasters and Unit Committee Members

Training will be over 3 nights

These classes are setup for those who cannot make the all day Saturday Courses

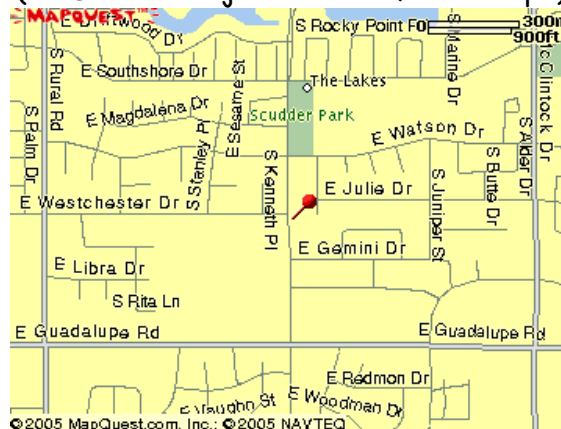
You must attend all three classes to be trained in Boy Scout Leader Specific; you can attend them in any order:

Mar 3 - Module I - 6PM to 8:30PM

Apr 7 - Module II - 6PM to 8:30PM

May 5 - Module III - 6PM to 8:30PM

L.D.S. Lakeshore Chapel, Tempe, Arizona
(On Lakeshore just North of Guadalupe)



Cost: \$7 for all 3 classes

Bring a Boy Scout Handbook, Scoutmaster Handbook (this is the textbook for this course), notepad and pen to class

Questions? Contact Bill Nelson at SRD_Training@AzScout.org

**2011 UNIVERSITY OF SCOUTING
HEARD SCOUT PUEBLO**

MARCH 5, 2011



Classes run from 8 am to 3 pm.

Go to www.grandcanyonbsa.org,
and click on "Training" →
University of Scouting, and then

Register Now!

Cost: \$15 – Adult Participant
\$10 – Staff-Participant (Staff also taking at least 1 course)

\$5.00 discount for participants registered before 15 Feb 11

The Grand Canyon Council Training Team is proud to present the University of Scouting 2011. This supplemental training for adult leaders will offer fun, learning, and fellowship for all who attend. It is the only time during the year where you can find, all in one place, the widest variety of supplemental training opportunities in all program areas. **And this year**, kill two birds with one trip – Downhill Training will be the same day at the same location. Downhill adults can still attend the university from 9:30 until the end!! There will be activities for the youth who attend downhill while the adults are in class.

NEW this year!!

Eagle Courts of Honor
Arizona Game & Fish Programs
Implementing the National Outdoor Program
Varsity Advancement
The Patrol Method (and how to teach it)

Where to Hike in Arizona
Dealing With Disruptive Scouts
Desert Camping & Hiking
Commissioner Courses
Conducting Den Chief Training

...and perennial favorites!!

Basic Survival
The Eagle Process
GPS

Dutch Oven Cooking
Backpacking
Desert Flora & Fauna

Over 50 different courses to choose from!

Contact Tom McKinley, tom.mckinley@cox.net, 480-794-1156, for more info or to volunteer!



Venturing Leader Specific Training

For all Venturing Advisors and Asst. Advisors

Sat, Mar 26, 2011

7:30AM

Your course fee includes training materials

\$7

What to bring:

Venturing Leader Manual, Venturer Handbook, Guide to Safe Scouting (available online here: <http://www.scouting.org>), Pen/Pencil Paper, uniform optional

Please note: This course is mandatory for every Venturing Advisor, Asst. Advisor, and Venturing Committee Member

For more information and to register go to:

www.azscout.org/training





Boy Scout Leader Specific Training

All 3 Scoutmaster Specific Modules in one day.

For all Scoutmasters and Assistant Scoutmasters

Sat, Mar. 26, 2011

7:30 AM – Completed by 5:00 PM

Your course fee includes training materials and lunch

Upon completion you will have completed the Scoutmaster Specific training portion of your basic training.

What to bring:

Scoutmaster Handbook is the textbook for this course, Boy Scout Handbook, Guide to Safe Scouting (available online here: <http://www.scouting.org>), Pen/Pencil Paper, uniform optional

Trading Post – A small stock of leader materials will be available for your convenience. (Check or cash accepted.)

Please note: This course is mandatory for every Scoutmaster and Asst. Scoutmaster

For more information and to register go to:

www.azscout.org/training

Questions? Contact Bill Nelson at SRD_Training@AzScout.org





2011 Training Initiative

All Direct Contact Leaders MUST Be Trained This Year!

The Grand Canyon Council has taken on a pilot program for leader training. Effective December 31, 2011, in order to be renewed on the charter for the 2012 year, all direct contact leaders (Scoutmasters, Assistant Scoutmasters – including 18yo Asst Scoutmasters, Cubmasters, Assistant Cubmasters, Den Leaders, Assistant Den Leaders, Tiger Leaders, Assistant Tiger Leaders, Webelos Leaders, Assistant Webelos Leaders, Varsity Coaches, Assistant Varsity Coaches, Venture Crew Advisors, Associate Crew Advisors, Explorer Post Advisors, Explorer Post Assistant Advisors, Sea Scout Mates, and Sea Scout Skippers), must be trained for their position.

There are approximately 400 leaders in these categories in our district alone that must go through training this year. Obviously, they cannot all attend one class in the Fall so we have scheduled classes in February and March. Please plan on attending the classes early in the year. You can register for instructor led courses at www.azscout.org/training

These trainings include:

- Fast Start
- This is Scouting
- Youth Protection
- Leader Specific Training
- Introduction to Outdoor Skills for Boy Scout, Varsity Scout, and Venturing Scout Leaders.

The Unit Leader's record must reflect this training to be reregistered again for the 2012 year in the same position.

Frequently Asked Questions?

Many questions have arisen regarding this process. Please review our Frequently Asked Questions document to help answer some of yours. The FAQ is available at: www.azscout.org/training

Do your training records need to be updated?

To help us update our records more efficiently, we have created an online training survey. Please be sure to have your member ID number ready as that will help us update the correct records. The survey is available at: www.grandcanyonbsa.org/training

What Makes a Trained Leader?

A direct contact Scout leader is considered fully trained and entitled to wear the Trained leader emblem when he or she has completed the following training courses and the specific training for the position. You can also click here for the [Scouting Umbrella of Training](http://grandcanyonbsa.org/openrosters/DocDownload.asp?orgkey=62&id=67200).
<http://grandcanyonbsa.org/openrosters/DocDownload.asp?orgkey=62&id=67200>

The following FOUR training steps are required to be considered Basic Trained.

1. Fast Start Training.

Fast Start training is the first step for all new leaders and should be taken immediately after they register and before they meet with any youth members. New leaders choose the Fast Start they need to take: Cub Scout Leader, Boy Scout Leader, Varsity Scout Leader, or Venturing Crew Leader. All Fast Start courses are available for purchase on DVD at the Scout Shop, or they can be completed for no charge through www.myscouting.org. (If you are new to Scouting, you will be asked to create an account.) In the e-Learning section of www.myscouting.org, make sure you select your program's tab (Cub Scout, Boy Scout/Varsity or Venturing so you are able to take the correct Fast Start Course) This course needs to only be taken once for your program area.

2. Youth Protection Training.

Youth Protection training is required for all leaders. At all times, youth safety is the number one priority. At the same time, adults need to know the rules for keeping themselves safe, too. Comprehensive Youth Protection training teaches all the do's and don'ts of working with youth. The training is offered through www.myscouting.org. This course needs to only be taken every two years.

3. This is Scouting.

This Is Scouting is a new online training session that replaces New Leader Essentials. It picks up where Fast Start leaves off with six modules of training: The Mission of Scouting, Programs for All ages, Scouting Is Fun, Scouting in the Community, Keeping Our Youth Safe, and Scouting's Legacy. The training takes about an hour to complete and can be found at www.myscouting.org. If you are new to Scouting, you will be asked to create an account. This course needs to only be taken once.

4. Position Specific Training.

Leader position specific training is based on the leader's position. These courses are taught by informed trainers who know how to engage groups and make learning fun. These courses are offered by the district or council as group training, or may be done as small groups or by personal coaching. This course needs to only be taken once for your position.

4a. Cub Scout Leaders

Cub Scout Leader Specific training is available online at www.myscouting.org and has been developed for the following positions:

- Tiger Cub den leaders
- Cubmasters and assistants
- Wolf and Bear den leaders and assistants
- Pack committee
- Webelos den leaders and assistants
- Pack trainers

4b. Boy Scout Leaders

Scoutmaster and Assistant Scoutmaster Leader Specific Training is for all Scoutmasters and their assistants. Boy Scout leaders also must complete Introduction to Outdoor Leader Skills** training to be considered fully trained. These courses are only currently only offered as instructor led courses. These courses need to only be taken once for your position. Class schedules are available at: www.azscout.org/training

Boy Scout troop committee members need to take Troop Committee Challenge which is available online in the Boy Scout section at www.myscouting.org

4c. Varsity Scout Leaders

Varsity Scout Coach Leader Specific is for all Varsity Coaches and assistant Coaches. Varsity Coaches and assistant Coaches must also complete Introduction to Outdoor Leader Skills** training to be considered fully trained. These courses are currently only offered as instructor led courses. These courses need to only be taken once for your position. Class schedules are available at: www.azscout.org/training

Varsity committee members need to take Varsity Scout Coach Leader Specific (instructor led, see class schedule at www.azscout.org/training) and Troop Committee Challenge which is available online at www.myscouting.org

4d. Venturing Crew Leaders

Venturing Crew leaders and assistants must complete Venturing Leader Specific Training. Leaders of crews that camp must also take Introduction to Outdoor Leader Skills** training to be considered fully trained. These courses are currently only offered as instructor led courses. These courses need to only be taken once for your position. Class schedules are available at: www.azscout.org/training

This course needs to only be taken once for your position. Venturing committee members need to take Venturing Crew Leader Specific (instructor led, see class schedule at www.azscout.org/training)

** Experienced leaders have the option of trying to test out of Introduction to Outdoor Leader Skills. If you would like to try to test out, send an email requesting to do so to: bnelson45@hotmail.com



NOTE ALL ASSISTANT SCOUTMASTERS (including 18 year old ASMs) and SCOUTMASTERS MUST BE BASIC TRAINED THIS YEAR TO REREGISTER!!



Online Training!



All training courses for
Cub Scout Leaders is now available online at:
www.scouting.org/volunteer/training

Courses include:

1. "Cub Scout Leader Position-Specific Training"
2. "Youth Protection,"
3. "Fast Start," and
4. "This Is Scouting"

The courses have been updated to support the new Cub Scout Delivery Method rolled out earlier this year. Now, den leaders and assistants, Cubmasters and assistants, pack trainers, and pack committee chairs and members can now learn the how-to's for successfully conducting an engaging den and pack program and can become confident in the role each plays.

Online training is also available by clicking the link: www.scouting.org. When entering www.MyScouting.org, click on the **E-Learning** link under the **Training** header located on the left-side menu. Then click on the **Cub Scouts** tab and *voila!*... all leader training is at your convenience.

If you do not have a MyScouting account, there are simple instructions on the landing page that will help you create one.



In addition to the opportunity for online training, all four Cub Scout leader courses are supported by a printed syllabus, some with a DVD, to assist council and district training teams in conducting instructor-led experiences. The catalog number for this resource is 34875.

For questions or concerns regarding MyScouting accounts, send an email to the National Service Desk at: MyScouting@scouting.org. All issues will be addressed as soon as possible in order to get users online and fully trained!



Leave No Trace Trainer Course March 25-26, 2011 R-C Scout Ranch



The Grand Canyon Council, BSA, and the Leave No Trace Center for Outdoor Ethics invite you to become a Leave No Trace Trainer!

This course is for all Scouters and Scouts 14 years old or older. The new centennial Scout Handbook has added Leave No Trace Trainer as an approved leadership position in the troop

Upon successful completion of the Leave No Trace Trainer Course, each participant will become a qualified **Leave No Trace Trainer**. Those who complete the course are equipped to:

- Understand, demonstrate, and teach minimum impact techniques;
- Lead outdoor ethics discussions and help others explore their own personal outdoor ethic; and,
- Conduct Leave No Trace Awareness Workshops.

Location: From Payson, take Highway 260 East approximately 22 miles. Visit the Council web site for a map. <http://www.grandcanyonbsa.org/openrosters/ViewOrgPageLink.asp?LinkKey=65148&orgkey=62>

Time: 7:00 pm, Friday, March 25, 2011, through 8:00 pm, Saturday, March 26, 2011. Participants must complete all 16 hours of the training to graduate from this course.

Cost: \$35.00. This covers all food and course materials.

What to Bring: garden trowel, water bottle, mug for hot drinks, notebook/pen, camping gear (tent, sleeping bag and pad), and clothing appropriate for the weather including rain gear (part of class will be conducted outdoors). Everyone will need to prepare an 8-12 minute presentation on one of the 7 LNT principles and present it during the weekend. Bring supplies you need for your presentation.

Registration closes March 21, 2011!

For more information, contact:
Eric Randau, Leave No Trace Master Educator, goowl2@npgcable.com
(602) 622-3056

Grand Canyon Council, Boy Scouts of America
Leave No Trace Trainer
Registration Form
March 25-26, 2011

Student information

Name _____ Preferred name (if different) _____

Check the block that applies: Adult _____ Youth _____

Email _____ Phone _____

*Please note if you do not have a reliable email address and prefer to be contacted by mail, fax, or phone, when possible.

Mailing Address _____

Registered position in Scouting _____

Unit _____ # _____ District _____ Council _____
Pack, Troop, Crew (If not Grand Canyon)

Experience training Scouts or Scouters:

None Interested in getting involved in Leave No Trace training?

Unit Level _____

District Level _____

Council Level _____

Method of payment

Please include your payment with your registration. Payment must be received by March 21, 2011 for reservation to be made.

Payment included Payment NOT included. When/how will it be made? _____

Check # _____ Visa Mastercard CC# _____

Expiration date _____ Vcode (3 digits on back) _____ Amount to be charged \$ _____

Name on card _____ Phone _____

Address (if different than the above) _____

Unit Account: Unit _____ # _____ District _____ Amount \$ _____
Pack, Troop, Crew

Name of authorized account signer _____ Signature _____

Account Code: 1-6801-530-20 LNT (required of all)

Turn in registration form by March 21, 2011

Mail to: GCC, LNT Trainer Course, at 2969 N. Greenfield Rd, Phoenix, AZ 85016

Email to: lrnyan@bsaemail.org subject line: LNT Trainer Course

Fax to: GCC LNT Trainer Course at 602-955-0570

Office Use 1-6801-530-20

Received Date: _____

Receipt number: _____



Varsity Leader Specific Training

For all Varsity Coaches and Asst. Coaches

Sat, Mar. 26, 2011

8:00 AM - Completed by 5:00 PM

\$15

What to bring:

Varsity Scout Guidebook, Guide to Safe Scouting (available online here: <http://www.scouting.org>), Pen/Pencil Paper, uniform optional

Please note: This course is mandatory for every Varsity Coach and Asst. Coach

For more information and to register go to:

www.azscout.org/training





Boy Scout, Varsity, Venturing and Webelos Adult Leader



Training

Intro to Outdoor Leader Skills Training



For Scoutmasters, Asst. Scoutmasters, Venturing Leaders, Varsity Leaders, Webelos Leaders,
Asst. Webelos Leaders

Friday and Saturday, **Apr 15-16, 2011** - Heard Scout Pueblo

Begins Friday after 5:00 PM - Ends Saturday 6:00 PM

Fees include a late snack Friday, Breakfast and Lunch Saturday

This is a campout - details on what to bring will be sent upon registration

Location: Heard Scout Pueblo

- Scoutmasters and Asst. Scoutmasters, you Must Take This is Scouting, Boy Scout Fast Start, **Boy Scout Leader Specific**, and **Outdoor Leader Skills** to be "Trained"
- Webelos Leaders should attend This is Scouting, Cub Scout Fast Start, Cub Scout Specific training and **Outdoor Leader Skills** to be "Trained"
- Varsity Leaders must attend This is Scouting, Varsity Specific, Boy Scout Fast Start and **Outdoor Leader Skills** to be "Trained"
- Venturing Leaders must attend This is Scouting, Venturing Fast Start, Venturing Specific and for crews have an outdoor program must also complete **Outdoor Leader Skills** training to be considered fully trained.

For more information and to register go to:

www.azscout.org/training

Questions? Contact Bill Nelson at SRD_Training@AzScout.org

Please Copy As Many As you Need to Register Your Leaders

Take the journey

Effective Jan. 1, Scouting instituted a new recognition program, Journey to Excellence, which replaces the Centennial Quality Awards program.

Chuck Keathley, with Mission Impact in the BSA national office, says that Journey to Excellence uses a balanced approach and key performance indicators to measure outcomes vs. process, with increased emphasis on quality programming.

“We’ve always measured growth, but this also looks at what kind of experience the boys are having,” he says. “Are they camping, are they advancing, are we retaining them and increasing our market share?”

Many leaders already have taken advantage of numerous webinars explaining the new criteria. Keathley says the webinars will be repeated beginning in January and are available at the The Journey to Excellence website:

<http://scouting.org/scoutsource/Awards/JourneyToExcellence>



Order of the Arrow Elections

Now is the time to put your Order of the Arrow election time on your calendar!! Election dates are being scheduled for 2011 and it is first come first served. Do not delay, get the dates that you would like NOW!!

Your Order of the Arrow chapter will provide you with all the paperwork that you need and we will send out a team to do your elections. Please remember that the teams are composed of Scouts as well as adults and we do not want to overbook our personnel.

If you are new to the District and need information about the Order of the Arrow, just drop me an email and I will reply with all the answers that you may have.

Here are the basic requirements that a YOUTH must have to be on the elections ballot:

- 1) Be a FIRST CLASS SCOUT
- 2) Have 15 Days and Nights of Camping
- 3) Been approved by the Scoutmaster

Here are the requirements for ADULTS to be elected

- 1) Have the basic 15 Days and Nights of Camping
- 2) Been approved by the Troop Committee
- 3) ONLY ONE ADULT PER YEAR can be elected from the troop!!

There can be only one election per unit in a calendar year; these are the National Committee rules. No exceptions

Here is a little item for you to take into account:

- 1) There were 15 youth working as Camp Staff at Camp Geronimo this past summer from your Chapter
- 2) Of the 48 Youth and Adult that attended the National Order of the Arrow Conference in Indiana 7/31-8/6 2009, 22 were from this chapter
- 3) The ceremonies teams that will do your Crossovers, Eagle Courts of Honor etc. competed at the National Order of the Arrow Conference and were judged by a National Panel and were excellent!!
- 4) At the present time 3 of the highest ranking YOUTH officials in our Order of the Arrow Section (Arizona and Nevada) are from this chapter
- 5) Three of the six Chiefs of Wipala Wiki Lodge are from this chapter
- 6) Lodge Adviser is from this chapter

As you can see, this Order of the Arrow chapter is very active and produces Confidant Leaders that will help your troop attain the highest goals possible!! We do not take away leadership, we provide it!!

Thanks a lot for your time

Donna Kutarnia



Chapter Advisor

fittofish@gmail.com

480-330-8810



Salt River District CALENDAR







February 2011

Date	Day	Time	Event	Details
26	Sat	7:30AM	Scoutmaster & ASM Specific Training	 Mandatory for Scoutmasters and Asst. Scoutmasters. All 3 modules in one day. More is here.
26	Sat	8:00AM	Moving Water (Whitewater) Awareness Course	 ALL PARTICIPANTS PLANNING TO TAKE TRIPS ON MOVING WATER (WHITEWATER) MUST COMPLETE SPECIAL TRAINING OFFERED BY A BSA AQUATICS INSTRUCTOR OR DESIGNATED COUNCIL INSTRUCTOR. @ (Safe Guide to Scouting) This includes any excursion, expedition or trip using a canoe, raft, kayak, inflatable boat, or inner tube. More information is here.



March 2011

Date	Day	Time	Event	Details
1	Tue	12:00PM	Training Classes	<p>IMPORTANT: All direct contact leaders (Cubmasters, Asst. Cubmasters, Den Leaders, Asst. Den Leaders, Scoutmasters, Asst. Scoutmasters, Varsity Coaches, Asst. Varsity Coaches, Venturing Advisors, Asst. Venturing Advisors) MUST be basic trained by 10/1/2011.</p> <p>REGISTER FOR CLASSES! Classes with insufficient enrollment will be cancelled. More training classes are available here.</p>
3	Thu	6:00PM	Scoutmaster Specific Training	<p>This course is mandatory for all Scoutmasters and Assistant Scoutmasters. This class is for those who find it difficult to attend an all day Saturday class. We will be splitting the course into three modules taught on separate Thursday nights. You need to complete all three modules for credit in the course. You may take the modules in any order.</p> <p>Mar 3 - Module I Apr 7 - Module II</p>

				<p>May 5 - Module III</p> <p>You may take the modules in any order, but you must attend all 3 modules to obtain credit for the class</p> <p>more info here.</p>
5	Sat	7:00AM	Downhill	<p>Information about summer camps Raymond and Geronimo - Scoutmaster and SPL should attend - Will be part of University of Scouting. Downhill briefing for adult and youth leaders will take up the first period of the University of Scouting. After that youth leaders will embark on their own training until noon and Adult leaders can attend Univ of Scouting classes from the second period on. The event will be at the Heard Scout Pueblo. See the Univ of Scouting announcement for offered adult classes.</p> 
5	Sat	7:30AM	University of Scouting	<p>You spoke and we listened! In response to a number of surveys we have added more skill courses to the University of Scouting!!! This is your opportunity to go beyond Basic Training and take a number of short classes on specific topics. The Grand Canyon Council Training Team is proud to present the University of Scouting. This supplemental training for adult leaders will offer fun, learning, and fellowship for all who attend. It is the only time during the year where you can find, all in one place, the widest variety of supplemental training opportunities in all program areas. Whether you are new to the program or a veteran, the University will provide interesting courses in Boy Scouting, Varsity, Venturing and what we call General Scouting Studies. Participants will enhance their Scouting & leadership skills to create a better Scouting experience for their youth.</p> 


				<p>The focus is on adult training, but there will be some courses available for specialized youth training. A list of classes and to sign up go here. A class schedule is here. Cost is \$15 for the entire day. More information is here.</p>
14-18	Mon-Fri	10:00AM	National Youth Leadership Training - Heard Scout Pueblo	 <p>Grand Canyon Council's National Youth Leadership Training (NYLT) course. More information is available here</p>
25-26	Fri-Sat	12:00PM	Leave No Trace Trainer Training	 <p>Become a Leave No Trace Trainer! This course is for all Scouters and Scouts 14 years old or older. Upon successful completion of the Leave No Trace Trainer Course, each participant will become a qualified Leave No Trace Trainer. Those who complete the course are equipped to:</p> <ul style="list-style-type: none"> • Understand, demonstrate, and teach minimum impact techniques; • Lead outdoor ethics discussions and help others explore their own personal outdoor ethic; and, • Conduct Leave No Trace Awareness Workshops. <p>More information here.</p>
26-1	Sat-Tue	7:30AM	Venturing Specific	 <p>Mandatory for all Venturing Advisors, Assoc. Advisors and Venturing Committee Members More information is here.</p>
26	Sat	7:30AM	Scoutmaster and Asst. Scoutmaster Specific Training	 <p>Mandatory for Scoutmasters and Asst. Scoutmasters More is here.</p>
26	Sat	7:30AM	Varsity Specific Training	 <p>Mandatory for all Varsity Coaches, Asst. Coaches and Varsity Committee Members. More information is here.</p>
26	Sat	9:00AM	Chartered Organization Rep Training	 <p>Training for the Chartered Organization Representative. More information is here.</p>


April 2011

Date	Day	Time	Event	Details
1	Fri	12:00PM	Training Classes	A matrix which contains what training is required for every position is HERE . More training classes are available here .
2	Sat	7:30AM	BALOO	 This training is required for any adult who is in charge of planning a pack campout or outdoor activity. Online registration is available here .
7	Thu	6:00PM	Scoutmaster Specific Training	This course is mandatory for all Scoutmasters and Assistant Scoutmasters. This class is for those who find it difficult to attend an all day Saturday class. We will be splitting the course into three modules taught on separate Thursday nights. You need to complete all three modules for credit in the course. You may take the modules in any order. Apr 7 - Module II May 5 - Module III You may take the modules in any order, but you must attend all 3 modules to obtain credit for the class more info here .
15-16	Fri-Sat	6:00PM	Intro to Outdoor Leader Skills	 Mandatory training for all Scoutmasters, Asst. Scoutmasters, Varsity Coaches and Asst. Varsity Coaches and Venturing Advisors. Recommended for Webelos Leaders. This is a campout. More information and registration is here . Experienced leaders may be able to test out of this course. If interested in this option, send an email to Bill Nelson

May 2011

Date	Day	Time	Event	Details
1	Sun	12:00PM	Training Classes	A matrix which contains what training is required for every position is HERE . More training classes are available here .

5	Thu	6:00PM	Scoutmaster Specific Training	<p>This course is mandatory for all Scoutmasters and Assistant Scoutmasters. This class is for those who find it difficult to attend an all day Saturday class. We will be splitting the course into three modules taught on separate Thursday nights. You need to complete all three modules for credit in the course. You may take the modules in any order.</p> <p>May 5 - Module III</p> <p>You may take the modules in any order, but you must attend all 3 modules to obtain credit for the class</p> <p>more info here.</p>
30-3	Mon-Fri	10:00AM	National Youth Leadership Training	 <p>Grand Canyon Council's National Youth Leadership Training (NYLT) course. More information is available here</p>



Scouting for Food, Saturday 5 February 2011

Thanks to the scouts and scouters of the 27 units who collected food during the Annual Good Turn for America Day. Also, thanks to those who worked at the drop-off points in Tempe and Ahwatukee. As always, our local residents generously donated high quality non-perishable food items. As a result of everyone's efforts, St. Vincent de Paul is 12,607 lbs. of food richer! Unfortunately, we have more territory to cover than we have scouts to cover it. We encourage more Packs, Troops, Varsity Teams, and Venture crews to participate in this Annual Good Turn Day on the first Saturday of February every year. Include this event in your 2011-2012 calendar!!

Roundtable	The first Thursday of each month (except July) at the Lakeshore LDS Church (north of Guadalupe on Lakeshore) Please submit announcements at least one week in advance to George Harris, gdh2796@cox.net
District Website	http://www.azscout.org <i>Select Salt River District for the Unit.</i>

Want Ads

The District is in need of Volunteers to help keep it running smoothly, keeping units informed, trained, and ensuring more fun for all our scouts. We have some specific positions to be filled, but there are a lot of other places where we can use members at large. Come join us and share your heart and brain with the rest of us.

Trainers – All Levels, Commissioners – All Levels

Many areas need committees or several scouters to make things work. We are always in need of Commissioners and Trainers. Individual events, like Camporee, Webelos Woods, Pinewood Derby, Fishing Derby, etc. need committees to run these events.



For cost reasons, the Grand Canyon Council will no longer be distributing flyers at roundtable. We will send announcements out via this email group. Adult leaders please join this group and receive all the info!!!

Cub Scout Leaders should send an email to:

srdcubs-subscribe@yahoogroups.com

Boy Scout, Varsity, Venturing and District leaders should send an email to:

srdscouts-subscribe@yahoogroups.com

The Petroglyphs is a publication of the Salt River District. All you see above comes from various sources in the District. News and items are encouraged from any Scouter. Please contact the Editor with your items at least 2 weeks in advance of the next Roundtable to ensure publication.

Editor	Claudia Gray	480 961-3060	cggray@cox.net
District Executive	Kasey Green	602 955-7747 x225	kmgreen@grandcanyonbsa.org
District Chairman	Phillip Gray	602 615-0511	test4u@cox.net
District Commissioner	Michael Forrest	480 204-4611	mikeaforrest@hotmail.com

For a listing of the District Committee
 Visit the District Website: <http://www.azscout.org>.

